

SHIRE OF LAKE GRACE

BUDGET 2023 / 2024



Administration
Postal Address
Telephone No.
Fax No.
Email Address

1 Bishop Street, Lake Grace WA 6353
PO Box 50, Lake Grace WA 6353
(08) 9890 2500
(08) 9890 2599
shire@lakegrace.wa.gov.au



INTRODUCTION



BUDGET REPORT 2023/2024

General Rates

The budget has been formulated with an increase of 3% on rate in the dollar for GRV (within town site) rate revenue and 3% on rate revenue for UV properties. The UV valuations carried out by Landgate substantially increased the value of these properties which has had a bearing on the setting of rates. This has led to the rate increase being formulated off total revenue that was raised the previous year thus reducing the rate in the dollar.

Rising input costs required to maintain our main source of expenditure, being roads, and the increased pressure being placed on the shires vast network of gravel roads (2500km) by an increase in the size of machinery and increased machinery movements have a big impact on the Shires ability to maintain the roads to a suitable standard that is demanded by the main users. Rate increases assist in provision of service delivery that meets reasonable community needs. It also ensures that critical infrastructure asset renewal is somewhat funded over the time frame of the Long Term Financial Plan.

The following general and minimum rates on Gross Rental and Unimproved Values has been imposed:

General Rates

Gross Rental Value (GRV)	14.4746 cents in the dollar
Rural Unimproved Value (UV)	0.8600 cents in the dollar

Minimum Rates

Gross Rental Value (GRV)	\$530
Unimproved Value (UV)	\$540

Specified area Rates – Sewerage

The 2023/24 budget has been prepared with a 3% increase in specified area rate revenue for the Lake Grace Sewerage Scheme.

The following general rate on Gross Rental Values has been imposed:

Specified Area Rate

Sewerage – GRV	4.89 cents in the dollar
----------------	--------------------------

Sewerage Fixture Charges

Fixture Charges

First Major Fixture	\$268.00
Additional Fixtures	\$118.00

Borrowings

There will be no new borrowings for 2023/24. The outstanding loan principal at 1 July 2023 is \$1,213,744. The principal repayments for 2023/24 amount to \$177,282 and interest payable of \$38,474 leaving a balance of \$1,036,462 at 30 June 2024.

Reserve Transfers

Transfers to Reserves total \$1,321,718 which includes \$210,884 interest, Lake Grace Sewerage Reserve \$100,000, Housing \$400,000, Swimming Pool \$175,834, Land Development \$135,000, Plant Replacement \$200,000 and Newdegate Stadium Floor \$100,000. Nil will be transferred out of Reserves. This will give a total closing balance of \$6,593,811.

Budget Focus

The 2023/24 Budget provides as normal, funds to meet the on-going operations of the Shire which includes shire building and facilities, parks and gardens, and recreational facilities maintained to acceptable standards, maintaining and upgrading the Shire's extensive road system which totals some 2,500 kilometres.

Infrastructure – Roads, Footpaths, Drainage and Cemetery Upgrades

An amount of \$4,251,182 has been set aside for road renewal and upgrades to cover works on:

• Jarring South Rd SLK 0-2 & 13-16	\$25,000
• Magenta Rd SLK 34.50-39.50 (R2R)	\$18,000
• Rodger Rd SLK 0.00-5.64	\$258,434
• Mallee Hill Rd SLK 10.60-13.60	\$131,341
• Mallee Hill Rd SLK 13.30-15.30	\$216,409
• Fitzgerald Rd SLK 5.00-9.76	\$285,035
• Magenta Rd SLK 49.68-51.68	\$109,007
• Nth LG-Karlgarin Rd 25.73-31.81 (RRG)	\$442,715
• Old Ravensthorpe Rd 22.10-27.00 (RRG)	\$279,495
• West Kuender Rd SLK 0.00-3.10	\$386,697
• Winchcombe Rd SLK 5.00-10.80	\$340,808
• Hatters Hill Rd SLK 22.1-27.1	\$308,064
• Burngup Rd SLK 0.0-4.0	\$210,793
• Crooks/Kent Rd SLK 0.0-4.0	\$242,779
• Biddy Camm Rd SLK 58.32-62.83	\$425,369
• Biddy Bunice Rd SLK 2.75-5.71	\$353,034
• Rasmussen/McCracken Rd SLK 0.13-0.26	\$170,303
• Waddell St Whole Length 0-1	\$50,399

The following allocations were provided for:

• Dykes Road Drainage	\$46,000
• Lake King Cemetery Fence	\$50,000
• Lake Grace Cemetery Roadway	\$50,000
• Lake Grace Footpaths	\$25,000
• Newdegate Footpaths	\$150,000
• Fuel Storage Lake Grace Depot	\$80,000
• Buniche Dam Revitalisation (CWSP)	\$75,000
• Dempster Rock Dam Revitalisation (CWSP)	\$12,071
• Construct Newdegate Dam	\$140,000

Infrastructure – Parks, Gardens and Recreation Facilities

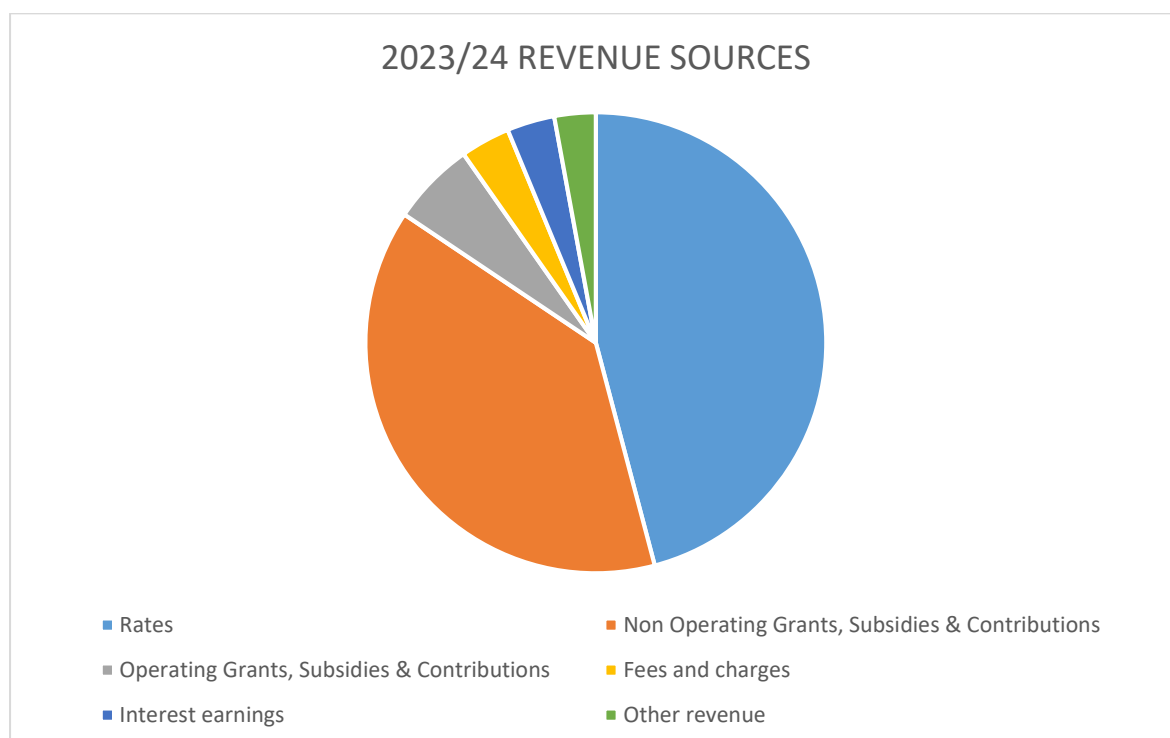
A total of \$1,611,851 has been allocated for capital parks and garden works which include Lighting for Newdegate Hockey Field, Lake Grace Football Field Lighting, Lake Grace Sporting Complex Entry, Jam Patch BBQ & Picnic Shelters, Lake Grace Visitor Centre Park, Newdegate Street Bin Shrouds, Lake Grace Walkway Shelters, Lighting for Lake Grace and Lake King Playgrounds, Padley Park Stormwater Capture, Lake Grace Bowling Club Lights, Lake Grace Community All Ages Playground, Lake Grace Pump Track, Lake Grace RV Park and Lake Grace Lookout Upgrade.

Property, Plant & Equipment

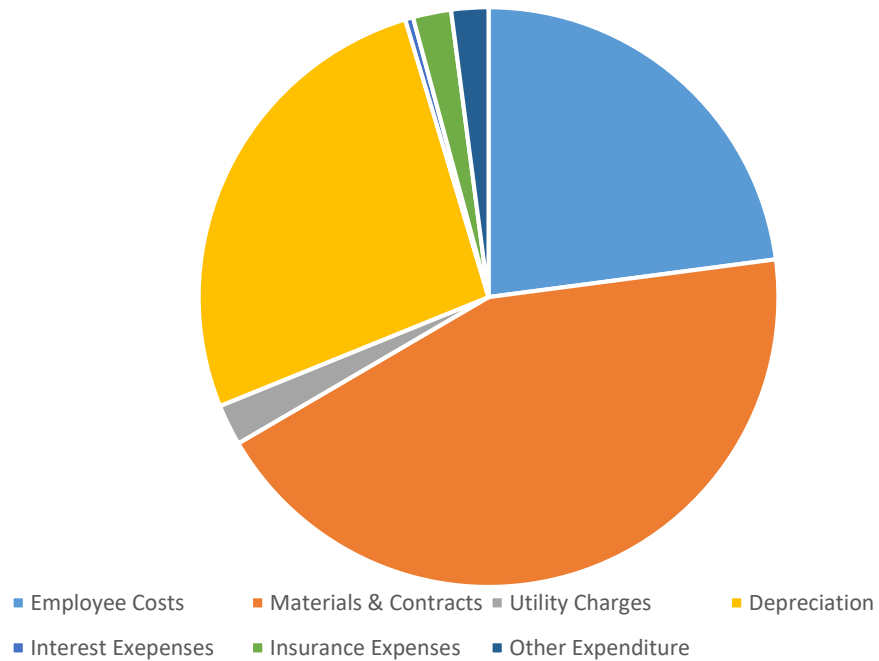
An amount of \$1,547,308 has been allocated to Shire Building refurbishment and upgrades including Admin Office Building, Relocation of Toy Library to Daycare Centre, Shire houses, Varley Public Toilet, Lake Grace Hall Refurbishment, Lakes Village Hall, Lake King Sports Pavilion, Lake Grace Sports Pavilion Bar, Varley Sports Pavilion, Newdegate Hockey Shed Replacement, Lake King Library, AIM Building, Lake Grace RSL Hall, Lake Grace Visitor Centre, Lake King Tractor Museum Shed and Newdegate Museum Shed. An amount of \$100,000 has been included to install services into the Industrial Land to make ready for sale.

The Shire is currently in the process of applying for a Building Regions Program Grant for the works at the Lake King Sports Pavilion. Also in consideration are funding options for housing within Lake Grace including the release of some more residential and light industrial land.

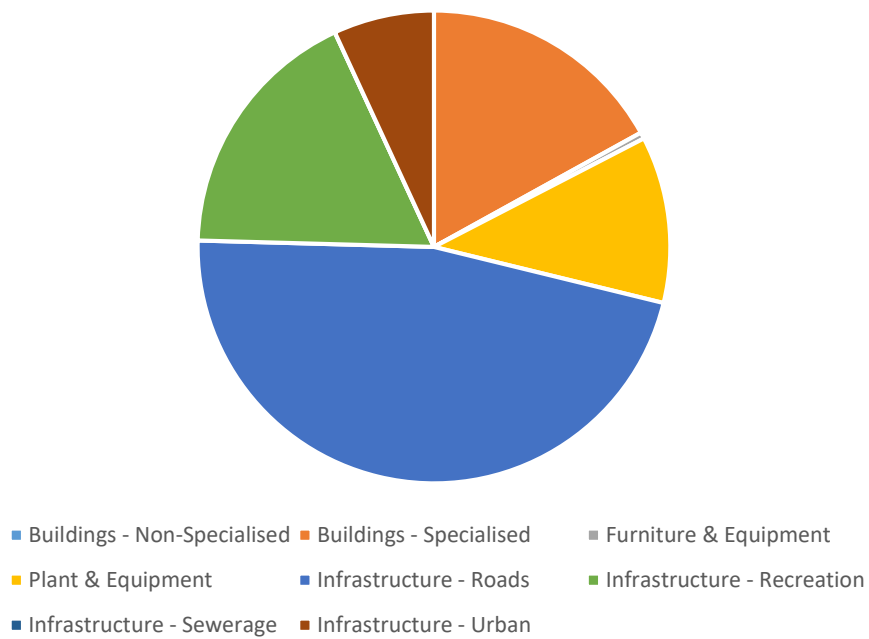
An amount of \$1,080,000 has been allocated to purchase plant and equipment which includes MIS Prado, Lake Grace and Newdegate Digital Speed Signs, Lake Grace & Newdegate Town CCTV, DFES Fast Fill Trailers, Lake Grace Pool Diving Board & Net, Lake Grace Pool Blankets and Roller, Skid Steer Plant Trailer, Backhoe, Builders 4WD Ute, Mobile Traffic Light Trailer, Lake Grace Community Bus, Lake Grace and Newdegate Digital Display Sign and Lake Grace Football Electronic Score Board.



2023/24 OPERATING EXPENDITURE



2023/24 CAPITAL EXPENDITURE





STATUTORY REQUIREMENTS



SHIRE OF LAKE GRACE
ANNUAL BUDGET
FOR THE YEAR ENDED 30 JUNE 2024

LOCAL GOVERNMENT ACT 1995

TABLE OF CONTENTS

Statement of Comprehensive Income	2
Statement of Cash Flows	3
Statement of Financial Activity	4
Index of Notes to the Budget	5
Fees and Charges Schedule	104

SHIRE'S VISION

A safe, inclusive and growing community embracing opportunity

SHIRE OF LAKE GRACE
STATEMENT OF COMPREHENSIVE INCOME
FOR THE YEAR ENDED 30 JUNE 2024

	NOTE	2023/24 Budget	2022/23 Actual	2022/23 Budget
Revenue				
Rates	2(a)	\$ 5,141,182	\$ 4,993,932	\$ 4,988,506
Grants, subsidies and contributions	10	657,915	5,316,926	1,519,044
Fees and charges	14	390,615	373,474	367,680
Interest revenue	11(a)	374,884	369,244	168,955
Other revenue	11(b)	324,896	493,410	277,050
		6,889,492	11,546,986	7,321,235
Expenses				
Employee costs		(2,465,070)	(2,388,616)	(2,599,381)
Materials and contracts		(4,987,200)	(3,331,204)	(4,951,535)
Utility charges		(314,818)	(302,054)	(259,682)
Depreciation	6	(3,746,374)	(3,163,283)	(3,003,905)
Finance costs	11(d)	(39,474)	(48,939)	(50,478)
Insurance		(286,174)	(264,765)	(241,256)
Other expenditure		(322,436)	(224,521)	(234,790)
		(12,161,546)	(9,723,382)	(11,341,027)
		(5,272,054)	1,823,604	(4,019,792)
Capital grants, subsidies and contributions	10	4,315,687	2,232,375	3,464,518
Profit on asset disposals	5	155,866	171,327	80,864
Loss on asset disposals		(62,959)	(63,198)	(49,856)
Fair value adjustments to financial assets at fair value through profit or loss		0	4,607	0
		4,408,594	2,345,111	3,495,526
Net result for the period		(863,460)	4,168,715	(524,266)
Other comprehensive income				
<i>Items that will not be reclassified subsequently to profit or loss</i>				
Total other comprehensive income for the period		0	0	0
Total comprehensive income for the period		(863,460)	4,168,715	(524,266)

This statement is to be read in conjunction with the accompanying notes.

SHIRE OF LAKE GRACE
STATEMENT OF CASH FLOWS
FOR THE YEAR ENDED 30 JUNE 2024

CASH FLOWS FROM OPERATING ACTIVITIES

	NOTE	2023/24 Budget	2022/23 Actual	2022/23 Budget
Receipts		\$	\$	\$
Rates		5,141,182	4,961,202	4,988,506
Grants, subsidies and contributions		657,915	4,881,853	1,519,044
Fees and charges		390,615	373,474	367,680
Interest revenue		374,884	369,244	168,955
Other revenue		324,896	493,410	277,050
		6,889,492	11,079,183	7,321,235
Payments				
Employee costs		(2,465,070)	(2,380,832)	(2,599,381)
Materials and contracts		(4,987,200)	(3,537,750)	(4,951,535)
Utility charges		(314,818)	(302,054)	(259,682)
Finance costs		(39,474)	(48,939)	(50,478)
Insurance		(286,174)	(264,765)	(241,256)
Other expenditure		(322,436)	(224,521)	(234,790)
		(8,415,172)	(6,758,861)	(8,337,122)
Net cash provided by (used in) operating activities	4	(1,525,680)	4,320,322	(1,015,887)

CASH FLOWS FROM INVESTING ACTIVITIES

Payments for purchase of property, plant & equipment	5(a)	(2,727,308)	(2,024,598)	(2,924,319)
Payments for construction of infrastructure	5(b)	(6,491,104)	(4,208,892)	(6,345,222)
Capital grants, subsidies and contributions		4,315,687	2,232,375	3,464,518
Proceeds from sale of property, plant and equipment	5(a)	686,909	454,395	526,954
Land held for resale moved from Inventory to Asset register		0	(728,108)	
Net cash provided by (used in) investing activities		(4,215,816)	(4,274,828)	(5,278,069)

CASH FLOWS FROM FINANCING ACTIVITIES

Repayment of borrowings	7(a)	(177,282)	(246,468)	(246,468)
Net cash provided by (used in) financing activities		(177,282)	(246,468)	(246,468)
Net increase (decrease) in cash held		(5,918,778)	(200,974)	(6,540,424)
Cash at beginning of year		12,699,875	12,900,849	12,840,302
Cash and cash equivalents at the end of the year	4	6,781,097	12,699,875	6,299,878

This statement is to be read in conjunction with the accompanying notes.

SHIRE OF LAKE GRACE
STATEMENT OF FINANCIAL ACTIVITY
FOR THE YEAR ENDED 30 JUNE 2024

		2023/24	2022/23	2022/23
	NOTE	Budget	Actual	Budget
OPERATING ACTIVITIES				
Revenue from operating activities				
General rates	2(a)	\$ 4,909,768	\$ 4,784,438	\$ 4,781,679
Rates excluding general rates	2(a)	231,414	209,494	206,827
Grants, subsidies and contributions	10	657,915	5,316,926	1,519,044
Fees and charges	14	390,615	373,474	367,680
Interest revenue	11(a)	374,884	369,244	168,955
Other revenue	11(b)	324,896	493,410	277,050
Profit on asset disposals	5	155,866	171,327	80,864
		7,045,358	11,718,313	7,402,099
Expenditure from operating activities				
Employee costs		(2,465,070)	(2,388,616)	(2,599,381)
Materials and contracts		(4,987,200)	(3,331,204)	(4,951,535)
Utility charges		(314,818)	(302,054)	(259,682)
Depreciation	6	(3,746,374)	(3,163,283)	(3,003,905)
Finance costs	11(d)	(39,474)	(48,939)	(50,478)
Insurance		(286,174)	(264,765)	(241,256)
Other expenditure		(322,436)	(224,521)	(234,790)
Loss on asset disposals	5	(62,959)	(63,198)	(49,856)
		(12,224,505)	(9,786,580)	(11,390,883)
Non-cash amounts excluded from operating activities	3(b)	3,653,467	3,075,069	2,972,897
Amount attributable to operating activities		(1,525,680)	5,006,802	(1,015,887)
INVESTING ACTIVITIES				
Inflows from investing activities				
Capital grants, subsidies and contributions	10	4,315,687	2,232,375	3,464,518
Proceeds from disposal of assets	5	686,909	454,395	526,954
		5,002,596	2,686,770	3,991,472
Outflows from investing activities				
Payments for property, plant and equipment	5(a)	(2,727,308)	(2,024,598)	(2,924,319)
Payments for construction of infrastructure	5(b)	(6,491,104)	(4,208,892)	(6,345,222)
		(9,218,412)	(6,233,490)	(9,269,541)
Amount attributable to investing activities		(4,215,816)	(3,546,720)	(5,278,069)
FINANCING ACTIVITIES				
Inflows from financing activities				
Transfers from reserve accounts	8(a)	0	782,986	782,986
		0	782,986	782,986
Outflows from financing activities				
Repayment of borrowings	7(a)	(177,282)	(246,468)	(246,468)
Transfers to reserve accounts	8(a)	(1,321,718)	(946,359)	(291,955)
		(1,499,000)	(1,192,827)	(538,423)
Amount attributable to financing activities		(1,499,000)	(409,841)	244,563
MOVEMENT IN SURPLUS OR DEFICIT				
Surplus or deficit at the start of the financial year	3	7,240,496	6,190,254	6,049,390
Amount attributable to operating activities		(1,525,680)	5,006,802	(1,015,883)
Amount attributable to investing activities		(4,215,816)	(3,546,720)	(5,278,069)
Amount attributable to financing activities		(1,499,000)	(409,841)	244,563
Surplus or deficit at the end of the financial year	3	0	7,240,495	0

This statement is to be read in conjunction with the accompanying notes.

**SHIRE OF LAKE GRACE
FOR THE YEAR ENDED 30 JUNE 2024
INDEX OF NOTES TO THE BUDGET**

Note 1	Basis of Preparation	6
Note 2	Rates and Service Charges	8
Note 3	Net Current Assets	11
Note 4	Reconciliation of cash	13
Note 5	Fixed Assets	14
Note 6	Depreciation	15
Note 7	Borrowings	16
Note 8	Reserve Accounts	18
Note 9	Revenue Recognition	19
Note 10	Program Information	21
Note 11	Other Information	22
Note 12	Elected Members Remuneration	23
Note 13	Trust Funds	24
Note 14	Fees and Charges	25

1(a) BASIS OF PREPARATION

The annual budget is a forward looking document and has been prepared in accordance with the Local Government Act 1995 and accompanying regulations.

Local Government Act 1995 requirements

Section 6.4(2) of the *Local Government Act 1995* read with the *Local Government (Financial Management) Regulations 1996* prescribe that the annual budget be prepared in accordance with the *Local Government Act 1995* and, to the extent that they are not inconsistent with the Act, the Australian Accounting Standards. The Australian Accounting Standards (as they apply to local governments and not-for-profit entities) and Interpretations of the Australian Accounting Standards Board were applied where no inconsistencies exist.

The *Local Government (Financial Management) Regulations 1996* specify that vested land is a right-of-use asset to be measured at cost, and is considered a zero cost concessionary lease. All right-of-use assets under zero cost concessionary leases are measured at zero cost rather than at fair value, except for vested improvements on concessionary land leases such as roads, buildings or other infrastructure which continue to be reported at fair value, as opposed to the vested land which is measured at zero cost. The measurement of vested improvements at fair value is a departure from AASB 16 which would have required the Shire to measure any vested improvements at zero cost.

Accounting policies which have been adopted in the preparation of this annual budget have been consistently applied unless stated otherwise. Except for cash flow and rate setting information, the annual budget has been prepared on the accrual basis and is based on historical costs, modified, where applicable, by the measurement at fair value of selected non-current assets, financial assets and liabilities.

The local government reporting entity

All funds through which the Shire controls resources to carry on its functions have been included in the financial statements forming part of this annual budget.

All monies held in the Trust Fund are excluded from the financial statements. A separate statement of those monies appears at Note 13 to the annual budget.

2022/23 actual balances

Balances shown in this budget as 2022/23 Actual are estimates as forecast at the time of preparation of the annual budget and are subject to final adjustments.

Budget comparative figures

Unless otherwise stated, the budget comparative figures shown in the budget relate to the original budget estimate for the relevant item of disclosure.

Comparative figures

Where required, comparative figures have been adjusted to conform with changes in presentation for the current financial year.

Rounding off figures

All figures shown in this statement are rounded to the nearest dollar.

Initial application of accounting standards

During the budget year, the below revised Australian Accounting Standards and Interpretations are expected to be compiled, become mandatory and be applicable to its operations.

- AASB 2021-2 Amendments to Australian Accounting Standards
 - Disclosure of Accounting Policies or Definition of Accounting Estimates
- AASB 2021-6 Amendments to Australian Accounting Standards
 - Disclosure of Accounting Policies: Tier 2 and Other Australian Accounting Standards
- AASB 2022-7 Editorial Corrections to Australian Accounting Standards and Repeal of Superseded and Redundant Standards

It is not expected these standards will have an impact on the annual budget.

New accounting standards for application in future years

The following new accounting standards will have application to local government in future years:

- AASB 2014-10 Amendments to Australian Accounting Standards
 - Sale or Contribution of Assets between an Investor and its Associate or Joint Venture
- AASB 2020-1 Amendments to Australian Accounting Standards
 - Classification of Liabilities as Current or Non-current
- AASB 2021-7c Amendments to Australian Accounting Standards
 - Effective Date of Amendments to AASB 10 and AASB 128 and Editorial Corrections [deferred AASB 10 and AASB 128 amendments in AASB 2014-10 apply]
- AASB 2022-5 Amendments to Australian Accounting Standards
 - Lease Liability in a Sale and Leaseback
- AASB 2022-6 Amendments to Australian Accounting Standards
 - Non-current Liabilities with Covenants
- AASB 2022-10 Amendments to Australian Accounting Standards
 - Fair Value Measurement of Non-Financial Assets of Not-for-Profit Public Sector Entities

It is not expected these standards will have an impact on the annual budget.

Judgements, estimates and assumptions

The preparation of the annual budget in conformity with Australian Accounting Standards requires management to make judgements, estimates and assumptions that effect the application of policies and reported amounts of assets and liabilities, income and expenses.

The estimates and associated assumptions are based on historical experience and various other factors that are believed to be reasonable under the circumstances; the results of which form the basis of making the judgements about carrying values of assets and liabilities that are not readily apparent from other sources. Actual results may differ from these estimates.

The balances, transactions and disclosures impacted by accounting estimates are as follows:

- estimated fair value of certain financial assets
- estimation of fair values of land and buildings and investment property
- impairment of financial assets
- estimation uncertainties and judgements made in relation to lease accounting
- estimated useful life of assets

1(b) KEY TERMS AND DEFINITIONS - NATURE OR TYPE

REVENUES

RATES

All rates levied under the *Local Government Act 1995*. Includes general, differential, specific area rates, minimum payment, interim rates, back rates, ex-gratia rates, less discounts offered. Exclude administration fees, interest on instalments, interest on arrears, service charges and sewerage rates.

GRANTS, SUBSIDIES AND CONTRIBUTIONS

All amounts received as grants, subsidies and contributions that are not capital grants.

CAPITAL GRANTS, SUBSIDIES AND CONTRIBUTIONS

Amounts received specifically for the acquisition, construction of new or the upgrading of non-current assets paid to a local government, irrespective of whether these amounts are received as capital grants, subsidies, contributions or donations.

REVENUE FROM CONTRACTS WITH CUSTOMERS

Revenue from contracts with customers is recognised when the local government satisfies its performance obligations under the contract.

FEES AND CHARGES

Revenues (other than service charges) from the use of facilities and charges made for local government services, sewerage rates, rentals, hire charges, fee for service, photocopying charges, licences, sale of goods or information, fines, penalties and administration fees.

Local governments may wish to disclose more detail such as rubbish collection fees, rental of property, fines and penalties, other fees and charges.

SERVICE CHARGES

Service charges imposed under *Division 6 of Part 6 of the Local Government Act 1995*. Regulation 54 of the *Local Government (Financial Management) Regulations 1996* identifies the charges which can be raised. These are television and radio broadcasting, underground electricity and neighbourhood surveillance services and water.

Exclude rubbish removal charges which should not be classified as a service charge. Interest and other items of a similar nature received from bank and investment accounts, interest on rate instalments, interest on rate arrears and interest on debtors.

INTEREST EARNINGS

Interest and other items of a similar nature received from bank and investment accounts, interest on rate instalments, interest on rate arrears and interest on debtors.

OTHER REVENUE / INCOME

Other revenue, which cannot be classified under the above headings, includes dividends, discounts, rebates etc.

PROFIT ON ASSET DISPOSAL

Gain on the disposal of assets including gains on the disposal of long-term investments.

EXPENSES

EMPLOYEE COSTS

All costs associated with the employment of person such as salaries, wages, allowances, benefits such as vehicle and housing, superannuation, employment expenses, removal expenses, relocation expenses, worker's compensation insurance, training costs, conferences, safety expenses, medical examinations, fringe benefit tax, etc.

Note *AASB 119 Employee Benefits* provides a definition of employee benefits which should be considered.

MATERIALS AND CONTRACTS

All expenditures on materials, supplies and contracts not classified under other headings. These include supply of goods and materials, legal expenses, consultancy, maintenance agreements, communication expenses (such as telephone and internet charges), advertising expenses, membership, periodicals, publications, hire expenses, rental, leases, postage and freight etc.

Local governments may wish to disclose more detail such as contract services, consultancy, information technology and rental or lease expenditures.

UTILITIES (GAS, ELECTRICITY, WATER)

Expenditures made to the respective agencies for the provision of power, gas or water.

Exclude expenditures incurred for the reinstatement of roadwork on behalf of these agencies.

INSURANCE

All insurance other than worker's compensation and health benefit insurance included as a cost of employment.

LOSS ON ASSET DISPOSAL

Loss on the disposal of fixed assets.

DEPRECIATION ON NON-CURRENT ASSETS

Depreciation and amortisation expenses raised on all classes of assets.

FINANCE COSTS

Interest and other costs of finance paid, including costs of finance for loan debentures, overdraft accommodation and refinancing expenses.

OTHER EXPENDITURE

Statutory fees, taxes, provision for bad debts, member's fees or levies including DFES levy and State taxes. Donations and subsidies made to community groups.

SHIRE OF LAKE GRACE
NOTES TO AND FORMING PART OF THE BUDGET
FOR THE YEAR ENDED 30 JUNE 2024

2. RATES AND SERVICE CHARGES

(a) Rating Information

Rate Description	Basis of valuation	Rate in	Number of properties	Rateable value	2023/24 Budgeted rate revenue	2023/24 Budgeted interim rates	2023/24 Budgeted back rates	2023/24 Budgeted total revenue	2022/23 Actual total revenue	2022/23 Budget total revenue
		\$		\$	\$	\$	\$	\$	\$	\$
(i) General rates										
Gross rental valuations					0			0		
General Rates	0.144746		388	4,468,791	646,840	1,000		647,840	628,000	628,500
Unimproved valuations					0			0		
General Rate	0.008600		567	487,526,507	4,192,728	1,000		4,193,728	4,094,798	4,091,539
Total general rates			955	491,995,298	4,839,568	2,000	0	4,841,568	4,722,798	4,720,039
Minimum										
(ii) Minimum payment	\$									
Gross rental valuations					0			0		
General rate revenue - GRV	530		38	39,564	20,140			20,140	19,240	19,240
Unimproved valuations					0			0		
General rate revenue - UV	540		89	1,367,316	48,060			48,060	42,400	42,400
Total minimum payments			127	1,406,880	68,200	0	0	68,200	61,640	61,640
Total general rates and minimum payments			1,082	493,402,178	4,907,768	2,000	0	4,909,768	4,784,438	4,781,679
(iii) Specified area rates										
Sewerage - GRV					141,659			141,659	137,533	134,866
Total specified area rates			0	0	141,659	0	0	141,659	137,533	134,866
(iv) Ex-gratia rates										
Ex-gratia rates					89,755			89,755	71,961	71,961
Total ex-gratia rates			0	0	89,755	0	0	89,755	71,961	71,961
Total rates					5,139,182	2,000	0	5,141,182	4,993,932	4,988,506
					5,139,182	2,000	0	5,141,182	4,993,932	4,988,506

All rateable properties within the district used predominately for non-rural purposes are rated according to their Gross Rental Valuation (GRV), all other properties are rated according to their Unimproved Valuation (UV).

The general rates detailed for the 2023/24 financial year have been determined by Council on the basis of raising the revenue required to meet the estimated deficiency between the total estimated expenditure proposed in the budget and the estimated revenue to be received from all sources other than general rates and also considering the extent of any increase in rating over the level adopted in the previous year.

The minimum rates have been determined by Council on the basis that all ratepayers must make a reasonable contribution to the cost of local government services/facilities.

SHIRE OF LAKE GRACE
 NOTES TO AND FORMING PART OF THE BUDGET
 FOR THE YEAR ENDED 30 JUNE 2024

2. RATES AND SERVICE CHARGES (CONTINUED)

(b) Interest Charges and Instalments - Rates and Service Charges

The following instalment options are available to ratepayers for the payment of rates and service charges.

Instalment options		Date due	Instalment plan admin charge	Instalment plan interest rate	Unpaid rates interest rates
			\$	%	%
Option one					
Single full payment	4/09/2023		0.00	0.00%	7.00%
Option two					
First instalment	4/09/2023		5.50	5.50%	7.00%
Second instalment	6/11/2023		5.50	5.50%	7.00%
Option three					
First instalment	4/09/2023		2.75	5.50%	7.00%
Second instalment	6/11/2023		2.75	5.50%	7.00%
Third instalment	8/01/2024		2.75	5.50%	7.00%
Fourth instalment	11/03/2024		2.75	5.50%	7.00%

	2023/24 Budget revenue	2022/23 Actual revenue	2022/23 Budget revenue
	\$	\$	\$
Instalment plan admin charge revenue	5,800	4,367	5,800
Instalment plan interest earned	11,000	10,397	6,000
Unpaid rates and service charge interest earned	8,000	7,523	10,000
	24,800	22,287	21,800

2. RATES AND SERVICE CHARGES (CONTINUED)

(c) Specified Area Rate

	Budgeted rate applied to costs	Budgeted rate set aside to reserve	Reserve Amount to be applied to costs	Purpose of the rate	Area or properties rate is to be imposed on
Specified area rate	\$	\$	\$		
Sewerage - GRV	141,659	0	0	Applied in full to operate and maintain the sewerage scheme	Lake Grace Townsite
	141,659	0	0		

(d) Service Charges

The Shire did not raise service charges for the year ended 30th June 2024.

(e) Waivers or concessions

The Shire does not anticipate any waivers or concessions for the year ended 30th June 2024.

SHIRE OF LAKE GRACE
NOTES TO AND FORMING PART OF THE BUDGET
FOR THE YEAR ENDED 30 JUNE 2024

3. NET CURRENT ASSETS

(a) Composition of estimated net current assets

Current assets

Cash and cash equivalents
Receivables
Inventories

Less: current liabilities

Trade and other payables
Contract liabilities
Long term borrowings
Employee provisions

Net current assets

Less: Total adjustments to net current assets

Net current assets used in the Statement of Financial Activity

Note	2023/24 Budget 30 June 2024	2022/23 Actual 30 June 2023	2022/23 Budget 30 June 2023
	\$	\$	\$
4	6,781,097	12,699,875	6,299,878
	320,521	320,521	269,604
	6,545	6,545	19,008
	7,108,163	13,026,941	6,588,490
	(323,876)	(323,876)	(1,225,633)
	0	0	(654,533)
7	0	(177,282)	0
	(377,944)	(377,944)	(262,528)
	(701,820)	(879,102)	(2,142,694)
	6,406,343	12,147,839	4,445,796
3(c)	(6,406,343)	(4,907,343)	(4,445,796)
	0	7,240,496	0

SHIRE OF LAKE GRACE
NOTES TO AND FORMING PART OF THE BUDGET
FOR THE YEAR ENDED 30 JUNE 2024

3. NET CURRENT ASSETS (CONTINUED)

EXPLANATION OF DIFFERENCE IN NET CURRENT ASSETS AND SURPLUS/(DEFICIT)

Items excluded from calculation of budgeted deficiency

When calculating the budget deficiency for the purpose of Section 6.2 (2)(c) of the *Local Government Act 1995* the following amounts have been excluded as provided by *Local Government (Financial Management) Regulation 32* which will not fund the budgeted expenditure.

(b) Non-cash amounts excluded from operating activities

The following non-cash revenue or expenditure has been excluded from amounts attributable to operating activities within the Statement of Financial Activity in accordance with *Financial Management Regulation 32*.

Adjustments to operating activities

Less: Profit on asset disposals
Add: Loss on asset disposals
Add: Depreciation
Non-cash movements in non-current assets and liabilities:
- Employee provisions

Non cash amounts excluded from operating activities

Note	2023/24 Budget 30 June 2024	2022/23 Actual 30 June 2023	2022/23 Budget 30 June 2023
	\$	\$	\$
5	(155,866)	(171,327)	(80,864)
5	62,959	63,198	49,856
6	3,746,374	3,163,283	3,003,905
	0	19,915	0
	3,653,467	3,075,069	2,972,897

(c) Current assets and liabilities excluded from budgeted deficiency

The following current assets and liabilities have been excluded from the net current assets used in the Statement of Financial Activity in accordance with *Financial Management Regulation 32* to agree to the surplus/(deficit) after imposition of general rates.

Adjustments to net current assets

Less: Cash - reserve accounts
Less: Current assets not expected to be received at end of year
- Other liabilities [describe]
Less: Movement in provisions
Add: Current liabilities not expected to be cleared at end of year
- Current portion of borrowings
- Current portion of employee benefit provisions held in reserve

Total adjustments to net current assets

8	(6,593,811)	(5,272,093)	(4,617,690)
	0	(50,072)	
	(194,229)	(144,157)	(90,634)
	0	177,282	0
	381,697	381,697	262,528
	(6,406,343)	(4,907,343)	(4,445,796)

3(d) NET CURRENT ASSETS (CONTINUED)

MATERIAL ACCOUNTING POLICIES

CURRENT AND NON-CURRENT CLASSIFICATION

The asset or liability is classified as current if it is expected to be settled within the next 12 months, being the Shire's operational cycle. In the case of liabilities where the Shire does not have the unconditional right to defer settlement beyond 12 months, such as vested long service leave, the liability is classified as current even if not expected to be settled within the next 12 months. Inventories held for trading are classified as current or non-current based on the Shire's intentions to release for sale.

TRADE AND OTHER PAYABLES

Trade and other payables represent liabilities for goods and services provided to the Shire prior to the end of the financial year that are unpaid and arise when the Shire becomes obliged to make future payments in respect of the purchase of these goods and services. The amounts are unsecured, are recognised as a current liability and are normally paid within 30 days of recognition. The carrying amounts of trade and other payables are considered to be the same as their fair values, due to their short-term nature.

PREPAID RATES

Prepaid rates are, until the taxable event has occurred (start of the next financial year), refundable at the request of the ratepayer. Rates received in advance are initially recognised as a financial liability. When the taxable event occurs, the financial liability is extinguished and the Shire recognises revenue for the prepaid rates that have not been refunded.

INVENTORIES

General

Inventories are measured at the lower of cost and net realisable value.

Net realisable value is the estimated selling price in the ordinary course of business less the estimated costs of completion and the estimated costs necessary to make the sale.

Superannuation

The Shire contributes to a number of superannuation funds on behalf of employees. All funds to which the Shire contributes are defined contribution plans.

LAND HELD FOR RESALE

Land held for development and sale is valued at the lower of cost and net realisable value. Cost includes the cost of acquisition, development, borrowing costs and holding costs until completion of development. Finance costs and holding charges incurred after development is completed are expensed.

Gains and losses are recognised in profit or loss at the time of signing an unconditional contract of sale if significant risks and rewards, and effective control over the land, are passed on to the buyer at this point.

Land held for resale is classified as current except where it is held as non-current based on the Shire's intentions to release for sale.

GOODS AND SERVICES TAX (GST)

Revenues, expenses and assets are recognised net of the amount of GST, except where the amount of GST incurred is not recoverable from the Australian Taxation Office (ATO).

Receivables and payables are stated inclusive of GST receivable or payable. The net amount of GST recoverable from, or payable to, the ATO is included with receivables or payables in the statement of financial position.

Cash flows are presented on a gross basis. The GST components of cash flows arising from investing or financing activities which are recoverable from, or payable to, the ATO are presented as operating cash flows.

CONTRACT LIABILITIES

Contract liabilities represent the Shire's obligation to transfer goods or services to a customer for which the Shire has received consideration from the customer.

Contract liabilities represent obligations which are not yet satisfied. Contract liabilities are recognised as revenue when the performance obligations in the contract are satisfied.

TRADE AND OTHER RECEIVABLES

Trade and other receivables include amounts due from ratepayers for unpaid rates and service charges and other amounts due from third parties for grants, contributions, reimbursements, and goods sold and services performed in the ordinary course of business.

Trade and other receivables are recognised initially at the amount of consideration that is unconditional, unless they contain significant financing components, when they are recognised at fair value.

Trade receivables are held with the objective to collect the contractual cashflows and therefore the Shire measures them subsequently at amortised cost using the effective interest rate method.

Due to the short term nature of current receivables, their carrying amount is considered to be the same as their fair value. Non-current receivables are indexed to inflation, any difference between the face value and fair value is considered immaterial.

The Shire applies the AASB 9 simplified approach to measuring expected credit losses using a lifetime expected loss allowance for all trade receivables. To measure the expected credit losses, rates receivable are separated from other trade receivables due to the difference in payment terms and security for rates receivable.

PROVISIONS

Provisions are recognised when the Shire has a present legal or constructive obligation, as a result of past events, for which it is probable that an outflow of economic benefits will result and that outflow can be reliably measured.

Provisions are measured using the best estimate of the amounts required to settle the obligation at the end of the reporting period.

EMPLOYEE BENEFITS

Short-term employee benefits

Provision is made for the Shire's obligations for short-term employee benefits. Short term employee benefits are benefits (other than termination benefits) that are expected to be settled wholly before 12 months after the end of the annual reporting period in which the employees render the related service, including wages, salaries and sick leave. Short-term employee benefits are measured at the (undiscounted) amounts expected to be paid when the obligation is settled.

The Shire's obligations for short-term employee benefits such as wages, salaries and sick leave are recognised as a part of current trade and other payables in the determination of the net current asset position. The Shire's obligations for employees' annual leave and long service leave entitlements are recognised as provisions in the determination of the net current asset position.

Other long-term employee benefits

Long-term employee benefits provisions are measured at the present value of the expected future payments to be made to employees. Expected future payments incorporate anticipated future wage and salary levels, durations of service and employee departures and are discounted at rates determined by reference to market yields at the end of the reporting period on government bonds that have maturity dates that approximate the terms of the obligations. Any remeasurements for changes in assumptions of obligations for other long-term employee benefits are recognised in profit or loss in the periods in which the changes occur.

The Shire's obligations for long-term employee benefits are presented as non-current provisions in its statement of financial position, except where the Shire does not have an unconditional right to defer settlement for at least 12 months after the end of the reporting period, in which case the obligations are presented as current provisions.

SHIRE OF LAKE GRACE
NOTES TO AND FORMING PART OF THE BUDGET
FOR THE YEAR ENDED 30 JUNE 2024

4. RECONCILIATION OF CASH

For the purposes of the Statement of Cash Flows, cash includes cash and cash equivalents, net of outstanding bank overdrafts. Estimated cash at the end of the reporting period is as follows:

	Note	2023/24 Budget	2022/23 Actual	2022/23 Budget
Cash at bank and on hand		\$ 6,781,097	\$ 12,699,875	\$ 6,299,878
Total cash and cash equivalents		6,781,097	12,699,875	6,299,878
Held as				
- Unrestricted cash and cash equivalents	3(a)	187,286	7,427,782	1,027,655
- Restricted cash and cash equivalents	3(a)	6,593,811	5,272,093	5,272,223
		6,781,097	12,699,875	6,299,878
Restrictions				
The following classes of assets have restrictions imposed by regulations or other externally imposed requirements which limit or direct the purpose for which the resources may be used:				
- Cash and cash equivalents		6,593,811	5,272,093	5,272,223
		6,593,811	5,272,093	5,272,223
The assets are restricted as a result of the specified purposes associated with the liabilities below:				
Financially backed reserves	8	6,593,811	5,272,093	4,617,690
Unspent capital grants, subsidies and contribution liabilities		0	0	654,533
		6,593,811	5,272,093	5,272,223
Reconciliation of net cash provided by operating activities to net result				
Net result		(863,460)	4,168,718	(524,266)
Depreciation	6	3,746,374	3,163,283	3,003,905
(Profit)/loss on sale of asset	5	(92,907)	(108,129)	(31,008)
Adjustments to fair value of financial assets at fair value through profit and loss		0	(4,607)	0
(Increase)/decrease in receivables		0	(50,918)	0
(Increase)/decrease in inventories		0	740,571	0
Increase/(decrease) in payables		0	(947,117)	0
Increase/(decrease) in contract liabilities		0	(416,885)	0
Increase/(decrease) in employee provisions		0	7,784	0
Capital grants, subsidies and contributions		(4,315,687)	(2,232,375)	(3,464,518)
Net cash from operating activities		(1,525,680)	4,320,325	(1,015,887)

MATERIAL ACCOUNTING POLICES

CASH AND CASH EQUIVALENTS

Cash and cash equivalents include cash on hand, cash at bank, deposits available on demand with banks, other short term highly liquid investments that are readily convertible to known amounts of cash and which are subject to an insignificant risk of changes in value and bank overdrafts.

Bank overdrafts are shown as short term borrowings in current liabilities in Note 3 - Net Current Assets.

FINANCIAL ASSETS AT AMORTISED COST

The Shire classifies financial assets at amortised cost if both of the following criteria are met:

- the asset is held within a business model whose objective is to collect the contractual cashflows, and
- the contractual terms give rise to cash flows that are solely payments of principal and interest.

5. FIXED ASSETS

The following assets are budgeted to be acquired and/or disposed of during the year.

	2023/24 Budget Additions	2023/24 Budget Disposals - Net Book Value	2023/24 Budget Disposals - Sale Proceeds	2023/24 Budget Disposals - Profit or Loss	2022/23 Actual Additions	2022/23 Disposals - Net Book Value	2022/23 Actual Disposals - Sale Proceeds	2022/23 Actual Disposals - Profit or Loss	2022/23 Budget Additions	2022/23 Budget Disposals - Net Book Value	2022/23 Budget Disposals - Sale Proceeds	2022/23 Budget Disposals - Profit or Loss
	\$	\$	\$	\$	\$	\$	\$	\$	\$	\$	\$	\$
(a) Property, Plant and Equipment												
Land - freehold land	100,000	301,865	435,000	133,135	52,681			0	392,554			0
Buildings - non-specialised				0	87,945			0				0
Buildings - specialised	1,547,308			0	607,889			0	1,164,584			0
Furniture and equipment	40,000			0				0				0
Plant and equipment	1,040,000	292,137	251,909	(40,228)	1,276,083	346,266	454,395	108,129	1,367,181	495,946	526,954	31,008
Total	2,727,308	594,002	686,909	92,907	2,024,598	346,266	454,395	108,129	2,924,319	495,946	526,954	31,008
(b) Infrastructure												
Infrastructure - roads	4,251,182			0	3,241,342			0	4,731,077			0
Other infrastructure - parks, gardens & recreational facilities	1,611,851			0	553,828			0	974,751			0
Other infrastructure - sewerage	0			0	29,694			0	8,185			0
Other infrastructure - urban infrastructure	628,071			0	384,028			0	631,209			0
Total	6,491,104	0	0	0	4,208,892	0	0	0	6,345,222	0	0	0
Total	9,218,412	594,002	686,909	92,907	6,233,490	346,266	454,395	108,129	9,269,541	495,946	526,954	31,008

MATERIAL ACCOUNTING POLICIES

RECOGNITION OF ASSETS

Assets for which the fair value as at the date of acquisition is under \$5,000 are not recognised as an asset in accordance with Financial Management Regulation 17A (5). These assets are expensed immediately.

Where multiple individual low value assets are purchased together as part of a larger asset or collectively forming a larger asset exceeding the threshold, the individual assets are recognised as one asset and capitalised.

GAINS AND LOSSES ON DISPOSAL

Gains and losses on disposals are determined by comparing proceeds with the carrying amount. These gains and losses are included in profit or loss in the period which they arise.

6. DEPRECIATION

By Class

Buildings - non-specialised
Buildings - specialised
Furniture and equipment
Plant and equipment
Infrastructure - roads
Other infrastructure - parks, gardens & recreational facilities
Other infrastructure - sewerage
Other infrastructure - urban infrastructure

By Program

Governance
Law, order, public safety
Health
Education and welfare
Housing
Community amenities
Recreation and culture
Transport
Economic services
Other property and services

2023/24 Budget	2022/23 Actual	2022/23 Budget
\$	\$	\$
58,366	49,282	64,014
545,837	460,882	701,577
29,059	24,536	15,063
420,995	355,471	190,925
1,762,743	1,488,387	1,409,791
620,844	524,215	371,113
83,363	70,388	68,831
225,167	190,122	182,591
3,746,374	3,163,283	3,003,905
75,848	57,774	63,279
114,897	86,977	59,663
41,503	37,375	53,122
9,902	8,843	12,954
132,702	119,502	182,822
99,560	113,252	102,951
850,541	717,149	713,908
2,262,600	1,828,057	1,712,969
66,842	59,836	49,320
91,979	134,518	52,917
3,746,374	3,163,283	3,003,905

MATERIAL ACCOUNTING POLICIES

DEPRECIATION

The depreciable amount of all fixed assets including buildings but excluding freehold land, are depreciated on a straight-line basis over the individual asset's useful life from the time the asset is held ready for use. Leasehold improvements are depreciated over the shorter of either the unexpired period of the lease or the estimated useful life of the improvements.

The assets residual values and useful lives are reviewed, and adjusted if appropriate, at the end of each reporting period.

An asset's carrying amount is written down immediately to its recoverable amount if the asset's carrying amount is greater than its estimated recoverable amount.

Major depreciation periods used for each class of depreciable asset are:

Buildings	30 to 50 years
Furniture and equipment	4 to 10 years
Plant and equipment	5 to 15 years
Sealed roads and streets:	
formation	not depreciated
pavement	50 years
seal	
- bituminous seals	20 years
- asphalt surfaces	25 years
Gravel roads	
formation	not depreciated
pavement	50 years
Parks, Gardens and Recreation facilities	4-50 years
Urban Infrastructure	5 - 50 years
Sewerage piping	20-50 years
Water supply piping and drainage systems	75 years

7. BORROWINGS

(a) Borrowing repayments

Movement in borrowings and interest between the beginning and the end of the current financial year.

Purpose	Loan Number	Institution	Interest Rate	Budget Principal 1 July 2023	2023/24 Budget New Loans	2023/24 Budget Principal Repayments	Budget Principal outstanding 30 June 2024	2023/24 Budget Interest Repayments	Actual Principal 1 July 2022	2022/23 Actual New Loans	2022/23 Actual Principal Repayments	Actual Principal outstanding 30 June 2023	2022/23 Actual Interest Repayments	Budget Principal 1 July 2022	2022/23 Budget New Loans	2022/23 Budget Principal Repayments	Budget Principal outstanding 30 June 2023	2022/23 Budget Interest Repayments
				\$	\$	\$	\$	\$	\$	\$	\$	\$	\$	\$	\$	\$	\$	\$
Office Refurbishment	L181	WATC		197,657	0	(20,069)	177,588	(12,570)	216,614	0	(18,957)	197,657	(13,433)	216,614	0	(18,957)	197,657	(13,796)
Staff Housing & CEO's R	L204	WATC		379,144	0	(49,101)	330,043	(5,857)	427,810	0	(48,666)	379,144	(6,563)	427,810	0	(48,666)	379,144	(6,634)
Lake Grace Pool	L173	WATC		(2)	0	0	(2)	(12)	16,239	0	(16,241)	(2)	(529)	16,241	0	(16,241)	0	(798)
LG Sports Pavillion	L182	WATC		86,394	0	(19,623)	66,771	(5,842)	104,832	0	(18,438)	86,394	(6,752)	104,832	0	(18,438)	86,394	(7,139)
Newdegate Bowling Club	L193	WATC		0	0	0	0	0	0	0	0	0	(3)	0	0	0	0	(3)
LG Precinct	L198	WATC		24,217	0	(24,216)	1	(1,097)	47,384	0	(23,167)	24,217	(2,194)	47,383	0	(23,167)	24,216	(2,284)
LK Court Resurfacing	L202	WATC		0	0	0	0	0	0	0	0	0	(14)	0	0	0	0	(14)
Roadworks & Plant	L196	WATC		0	0	0	0	(166)	52,429	0	(52,429)	0	(1,940)	52,429	0	(52,429)	0	(2,114)
LG Residential Land	L189	WATC		96,954	0	(5,667)	91,287	(3,645)	107,794	0	(10,840)	96,954	(7,129)	107,794	0	(10,840)	96,954	(7,131)
Purchase & Develop Indu	L203	WATC		429,378	0	(58,606)	370,772	(9,285)	487,109	0	(57,732)	429,378	(10,382)	487,110	0	(57,732)	429,379	(10,565)
				1,213,744	0	(177,282)	1,036,462	(38,474)	1,460,212	0	(246,468)	1,213,744	(48,939)	1,460,214	0	(246,468)	1,213,746	(50,478)

All borrowing repayments, other than self supporting loans, will be financed by general purpose revenue.

The self supporting loan(s) repayment will be fully reimbursed.

7. BORROWINGS

(b) New borrowings - 2023/24

The Shire does not intend to undertake any new borrowings for the year ended 30th June 2024

(c) Unspent borrowings

The Shire had no unspent borrowing funds as at 30th June 2023 nor is it expected to have unspent borrowing funds as at 30th June 2024.

(d) Credit Facilities

	2023/24 Budget	2022/23 Actual	2022/23 Budget
	\$	\$	\$
Undrawn borrowing facilities			
credit standby arrangements			
Bank overdraft limit	100,000	100,000	100,000
Bank overdraft at balance date	0	0	0
Credit card limit	15,000	15,000	15,000
Credit card balance at balance date	0	(5,731)	0
Total amount of credit unused	115,000	109,269	115,000
Loan facilities			
Loan facilities in use at balance date	1,036,462	1,213,744	1,213,746

Overdraft details	Purpose overdraft was established	Year overdraft established	Amount b/fwd 1 July 2023	2023/24 Budgeted Increase/ (Decrease)	Amount as at 30th June 2024
			\$	\$	\$
Bankwest	Cashflow	2019	100,000	0	100,000
			100,000	0	100,000

MATERIAL ACCOUNTING POLICIES

BORROWING COSTS

The Shire has elected to recognise borrowing costs as an expense when incurred regardless of how the borrowings are applied.

Fair values of borrowings are not materially different to their carrying amounts, since the interest payable on those borrowings is either close to current market rates or the borrowings are of a short term nature. Borrowings fair values are based on discounted cash flows using a current borrowing rate. They are classified as level 3 fair values in the fair value hierarchy due to the unobservable inputs, including own credit risk.

SHIRE OF LAKE GRACE
NOTES TO AND FORMING PART OF THE BUDGET
FOR THE YEAR ENDED 30 JUNE 2024

8. RESERVE ACCOUNTS

(a) Reserve Accounts - Movement

	2023/24 Budget Opening Balance	2023/24 Budget Transfer to	2023/24 Budget Transfer (from)	2023/24 Budget Closing Balance	2022/23 Actual Opening Balance	2022/23 Actual Transfer to	2022/23 Actual Transfer (from)	2022/23 Actual Closing Balance	2022/23 Budget Opening Balance	2022/23 Budget Transfer to	2022/23 Budget Transfer (from)	2022/23 Budget Closing Balance
	\$	\$	\$	\$	\$	\$	\$	\$	\$	\$	\$	\$
Restricted by legislation												
(a) Lake Grace Sewerage Reserve	1,409,139	156,366		1,565,505	1,168,225	240,914		1,409,139	1,168,225	121,028		1,289,253
	1,409,139	156,366	0	1,565,505	1,168,225	240,914	0	1,409,139	1,168,225	121,028	0	1,289,253
Restricted by council												
(a) Leave Reserve	345,678	13,827		359,505	334,774	10,904		345,678	334,773	6,026		340,799
(b) Emergency Services Reserve	28,254	1,130		29,384	27,363	891		28,254	27,363	493		27,856
(c) Housing Reserve	761,841	430,474		1,192,315	590,461	171,380		761,841	590,462	60,628		651,090
(d) Swimming Pool Reserve	489,693	195,422		685,115	228,667	261,026		489,693	228,666	54,116		282,782
(e) Land Development Reserve	127,834	140,113		267,947	123,802	4,032		127,834	123,802	2,228		126,030
(f) Plant Reserve	725,099	229,004		954,103	1,095,153	129,946	(500,000)	725,099	1,095,153	19,713	(500,000)	614,866
(g) Recreation Reserve	227,708	9,108		236,816	220,525	7,183		227,708	220,525	3,969		224,494
(h) Works & Services Reserve	393,868	15,755		409,623	597,553	46,315	(250,000)	393,868	597,553	10,756	(250,000)	358,309
(i) Newdegate Hall Reserve	58,023	2,321		60,344	56,193	1,830		58,023	56,193	1,011		57,204
(j) Lake Grace TV Reserve	31,337	1,253		32,590	30,348	989		31,337	30,349	546		30,895
(k) Varley Sullage Reserve	1,733	69		1,802	1,678	55		1,733	1,679	30		1,709
(l) Newdegate Sports Dam Reserve	27,841	1,114		28,955	26,963	878		27,841	26,963	485		27,448
(m) Newdegate Stadium Floor Reserve	25,120	101,005		126,125	24,328	792		25,120	24,327	438		24,765
(n) Community Water Supplies Reserve	12,467	499		12,966	12,074	393		12,467	12,074	217		12,291
(o) Office Furniture & Equipment Reserve	13,851	554		14,405	13,414	437		13,851	13,414	241		13,655
(p) Newdegate Centenary Reserve	0	0		0	32,403	583	(32,986)	0	32,403	583	(32,986)	0
(q) Essential Medical Reserve	575,664	23,027		598,691	508,389	67,275		575,664	508,389	9,151		517,540
(r) History Book Reserve	10,886	435		11,321	10,543	343		10,886	10,543	190		10,733
(s) AIM Hospital Museum Reserve	6,057	242		6,299	5,866	191		6,057	5,866	106		5,972
	3,862,954	1,165,352	0	5,028,306	3,940,495	705,445	(782,986)	3,862,954	3,940,495	170,927	(782,986)	3,328,438
	5,272,093	1,321,718	0	6,593,811	5,108,720	946,359	(782,986)	5,272,093	5,108,720	291,955	(782,986)	4,617,690

(b) Reserve Accounts - Purposes

In accordance with Council resolutions in relation to each reserve account, the purpose for which the reserves are set aside are as follows:

Reserve name	Anticipated date of use	Purpose of the reserve
(a) Lake Grace Sewerage Reserve	ongoing	to fund maintenance, addition and improvements to the Lake Grace Sewerage system
(a) Leave Reserve	ongoing	to fund annual and long service leave requirements
(b) Emergency Services Reserve	ongoing	to fund volunteer bush fire brigades and other emergency services
(c) Housing Reserve	ongoing	to fund acquisition, construction, renovation or maintenance of shire staff housing
(d) Swimming Pool Reserve	ongoing	to fund maintenance and improvement of the Lake Grace swimming pool and associated infrastructure
(e) Land Development Reserve	ongoing	to fund the development of new residential, commercial and industrial land
(f) Plant Reserve	ongoing	to fund acquisition or replacement of plant and equipment in accordance with plant replacement program
(g) Recreation Reserve	ongoing	to fund the development of sport and recreation facilities
(h) Works & Services Reserve	ongoing	to fund expenditure associated with road and street works, including drainage and rehabilitation works
(i) Newdegate Hall Reserve	ongoing	to fund maintenance, renovation, extension or improvements of the Newdegate Town Hall
(j) Lake Grace TV Reserve	ongoing	to fund maintenance and upgrades of television and radio services in the Lake Grace townsite
(k) Varley Sullage Reserve	ongoing	to fund expenses associated with the operations of the Varley sullage scheme
(l) Newdegate Sports Dam Reserve	ongoing	to fund upgrade works for the Newdegate Sports Dam
(m) Newdegate Stadium Floor Reserve	ongoing	to fund upgrade works for the Newdegate Stadium Floor
(n) Community Water Supplies Reserve	ongoing	to fund future commitments with the construction and maintenance of community water supplies
(o) Office Furniture & Equipment Reserve	ongoing	to fund replacement of furniture, office, electrical and computer equipment in the Lake Grace administration centre
(p) Newdegate Centenary Reserve	30/06/2023	to fund the 100 Year Centenary of the Newdegate town site
(q) Essential Medical Reserve	ongoing	to fund the provision of essential medical services
(r) History Book Reserve	ongoing	to fund expenditure associated with producing local history books
(s) AIM Hospital Museum Reserve	ongoing	to fund expenses associated with the AIM Hospital Museum

9. REVENUE RECOGNITION

MATERIAL ACCOUNTING POLICIES

Recognition of revenue from contracts with customers is dependant on the source of revenue and the associated terms and conditions associated with each source of revenue and recognised as follows:

Revenue Category	Nature of goods and services	When obligations typically satisfied	Payment terms	Returns/Refunds/ Warranties	Determination of transaction price	Allocating transaction price	Measuring obligations for returns	Timing of Revenue recognition
Grant contracts with customers	Community events, minor facilities, research, design, planning evaluation and services	Over time	Fixed terms transfer of funds based on agreed milestones and reporting	Contract obligation if project not complete	Set by mutual agreement with the customer	Based on the progress of works to match performance obligations	Returns limited to repayment of transaction price of terms breached	Output method based on project milestones and/or completion date matched to performance obligations as inputs are shared
Licences/ Registrations/ Approvals	Building, planning, development and animal management, having the same nature as a licence regardless of naming.	Single point in time	Full payment prior to issue	None	Set by State legislation or limited by legislation to the cost of provision	Based on timing of issue of the associated rights	No refunds	On payment and issue of the licence, registration or approval
Waste management entry fees	Waste treatment, recycling and disposal service at disposal sites	Single point in time	Payment in advance at gate or on normal trading terms if credit provided	None	Adopted by council annually	Based on timing of entry to facility	Not applicable	On entry to facility
Fees and charges for other goods and services	Cemetery services, library fees, reinstatements and private works	Single point in time	Payment in full in advance	None	Adopted by council annually	Applied fully based on timing of provision	Not applicable	Output method based on provision of service or completion of works
Sale of stock	Aviation fuel, kiosk and visitor centre stock	Single point in time	In full in advance, on 15 day credit	Refund for faulty goods	Adopted by council annually, set by mutual agreement	Applied fully based on timing of provision	Returns limited to repayment of transaction price	Output method based on goods

SHIRE OF LAKE GRACE
NOTES TO AND FORMING PART OF THE BUDGET
FOR THE YEAR ENDED 30 JUNE 2024

10. PROGRAM INFORMATION

(a) Key Terms and Definitions - Reporting Programs

In order to discharge its responsibilities to the community, Council has developed a set of operational and financial objectives. These objectives have been established both on an overall basis, reflected by the Shire's Community Vision, and for each of its broad activities/programs.

OBJECTIVE

Governance

To provide a decision making process for the efficient allocation of scarce resources.

ACTIVITIES

Includes the activities of members of Council and the administrative support available to the Council for the provision of governance of the district. Other costs relate to the task of assisting elected members and ratepayers on matters which do not concern specific local government services.

General purpose funding

To collect revenue to allow for the provision of services.

Rates, general purpose grants & interest revenue.

Law, order, public safety

To provide bushfire prevention services and animal control services.

Supervision, enforcement of various local laws, fire prevention emergency services, animal control and other aspects of public safety.

Health

To provide for an operation framework for good community health in conjunction with the Health Department.

Health inspection services in relation to food outlets and their control and waste disposal compliance and the provision of a Doctor dental & medical services.

Education and welfare

To provide services for the elderly, children and youth.

Maintenance of playgroups and daycare centres. Provision of elderly and youth services.

Housing

To ensure adequate housing is available for staff and the community.

Provision and maintenance of staff housing, aged persons units and community accommodation (Joint Venture and LOGCHOP) units.

Community amenities

To provide services and infrastructure as required by the community.

Rubbish collection services, operation of refuse disposal sites and the Lake Grace sewerage scheme. Administration of Local Planning Scheme, maintenance of cemeteries and public conveniences.

Recreation and culture

To establish and effectively manage infrastructure and resources which will help with the social wellbeing of the community.

The provision of public halls, sports pavilions, recreation grounds, Lake Grace swimming pool, parks, gardens and playgrounds. The operation of public libraries in conjunction with the Department of Education and other cultural and heritage facilities.

Transport

To provide safe, effective and efficient transport infrastructure to the community.

Construction and maintenance of streets, roads, drainage, footpaths and aerodromes. Cleaning streets, maintenance of street trees street lighting and works depot. Provision of Department of Transport licensing services.

Economic services

To help promote the Shire and improve its economic wellbeing.

The regulation and provision of tourism, area promotion, building control, noxious weeds, saleyards and the provision of emergency water supplies.

Other property and services

To monitor and control Council's overheads and operating accounts.

Private works operations, plant repair and operating costs and engineering operation costs.

SHIRE OF LAKE GRACE
NOTES TO AND FORMING PART OF THE BUDGET
FOR THE YEAR ENDED 30 JUNE 2024

10 PROGRAM INFORMATION (Continued)

(b) Income and expenses

	2023/24	2022/23	2022/23
	Budget	Actual	Budget
Income excluding grants, subsidies and contributions	\$	\$	\$
Governance	22,453	106,203	9,556
General purpose funding	5,453,483	5,294,595	5,097,495
Law, order, public safety	102,700	144,974	82,700
Health	8,500	59,993	11,000
Housing	21,000	31,250	21,000
Community amenities	299,869	287,565	295,766
Recreation and culture	48,325	53,054	43,900
Transport	34,728	197,421	101,358
Economic services	309,885	157,154	128,780
Other property and services	86,500	73,787	91,500
	6,387,443	6,405,996	5,883,055
Grants, subsidies and contributions			
General purpose funding	4,000	4,587,563	844,956
Law, order, public safety	86,795	114,526	75,953
Education and welfare	2,000	25,000	2,000
Recreation and culture	14,500	8,220	14,500
Transport	404,420	378,552	371,235
Economic services	146,200	203,065	210,400
	657,915	5,316,926	1,519,044
Capital grants, subsidies and contributions			
Law, order, public safety	22,500	26,706	0
Education and welfare	40,569	0	0
Community amenities	0	7,268	8,185
Recreation and culture	1,920,299	388,521	1,278,341
Transport	1,832,319	1,790,110	1,976,537
Economic services	500,000	19,770	201,455
	4,315,687	2,232,375	3,464,518
Total Income	11,361,045	13,955,297	10,866,617
Expenses			
Governance	(579,747)	(410,873)	(489,292)
General purpose funding	(226,286)	(203,230)	(244,721)
Law, order, public safety	(571,645)	(474,257)	(419,978)
Health	(437,794)	(297,353)	(416,471)
Education and welfare	(126,166)	(43,465)	(92,184)
Housing	(165,570)	(139,714)	(271,026)
Community amenities	(1,233,873)	(894,603)	(1,317,037)
Recreation and culture	(3,125,547)	(2,449,989)	(2,787,937)
Transport	(4,721,456)	(4,015,851)	(4,223,982)
Economic services	(947,300)	(826,133)	(1,036,608)
Other property and services	(89,121)	(31,111)	(91,647)
Total expenses	(12,224,505)	(9,786,579)	(11,390,883)
Net result for the period	(863,460)	4,168,718	(524,266)

SHIRE OF LAKE GRACE
NOTES TO AND FORMING PART OF THE BUDGET
FOR THE YEAR ENDED 30 JUNE 2024

11. OTHER INFORMATION

The net result includes as revenues

(a) Interest earnings

Investments			
- Reserve accounts	210,884	166,359	91,955
- Other funds	145,000	184,965	61,000
Other interest revenue	19,000	17,920	16,000
	374,884	369,244	168,955

* The Shire has resolved to charge interest under section 6.13 for the late payment of any amount of money at 5%.

(b) Other revenue

Reimbursements and recoveries	324,896	493,410	277,050
	324,896	493,410	277,050

The net result includes as expenses

(c) Auditors remuneration

Audit services	35,000	30,300	30,300
Other services	12,500	2,660	21,200
	47,500	32,960	51,500

(d) Interest expenses (finance costs)

Borrowings (refer Note 7(a))	38,474	48,939	50,478
Other finance costs	1,000	0	0
	39,474	48,939	50,478

(e) Write offs

General rate	3,000	3,035	500
	3,000	3,035	500

(f) Low Value lease expenses

Land - Research Station	73,330	54,250	54,000
	73,330	54,250	54,000

SHIRE OF LAKE GRACE
 NOTES TO AND FORMING PART OF THE BUDGET
 FOR THE YEAR ENDED 30 JUNE 2024

12. ELECTED MEMBERS REMUNERATION

	2023/24 Budget	2022/23 Actual	2022/23 Budget
	\$	\$	\$
Elected member 1			
President's allowance	20,875	20,565	20,565
Meeting attendance fees	8,487	8,200	8,200
Annual allowance for ICT expenses	3,623	3,500	2,000
Travel and accommodation expenses	8,000	7,164	8,000
	40,985	39,429	38,765
Elected member 2			
Deputy President's allowance	5,219	5,016	5,142
Meeting attendance fees	4,244	4,092	4,100
Annual allowance for ICT expenses	3,623	3,500	2,000
Travel and accommodation expenses	2,000	1,223	2,000
	15,086	13,831	13,242
Elected member 3			
Meeting attendance fees	4,244	4,100	4,100
Annual allowance for ICT expenses	3,623	3,500	2,000
Travel and accommodation expenses	1,000		1,000
	8,867	7,600	7,100
Elected member 4			
Meeting attendance fees	4,244	4,100	4,100
Annual allowance for ICT expenses	3,623	3,500	2,000
Travel and accommodation expenses	1,000	1,094	1,000
	8,867	8,694	7,100
Elected member 5			
Meeting attendance fees	4,244	4,100	4,100
Annual allowance for ICT expenses	3,623	3,500	2,000
Travel and accommodation expenses	1,000	2,478	1,000
	8,867	10,078	7,100
Elected member 6			
Meeting attendance fees	4,244	4,100	4,100
Annual allowance for ICT expenses	3,623	3,500	2,000
Travel and accommodation expenses	1,000	709	1,000
	8,867	8,309	7,100
Elected member 7			
Meeting attendance fees	4,244	4,100	4,100
Other expenses		5	
Annual allowance for ICT expenses	3,623	3,500	2,000
Travel and accommodation expenses	1,000	2,110	1,000
	8,867	9,715	7,100
Elected member 8			
Meeting attendance fees	4,244	4,100	4,100
Annual allowance for ICT expenses	3,623	3,500	2,000
Travel and accommodation expenses	1,000		1,000
	8,867	7,600	7,100
Elected member 9			
Meeting attendance fees	4,244		3,100
Annual allowance for ICT expenses	3,623		2,000
Travel and accommodation expenses	1,000		1,000
	8,867	0	6,100
Total Elected Member Remuneration	118,140	105,256	100,707
President's allowance	20,875	20,565	20,565
Deputy President's allowance	5,219	5,016	5,142
Meeting attendance fees	42,439	36,892	40,000
Other expenses	0	5	0
Annual allowance for ICT expenses	32,607	28,000	18,000
Travel and accommodation expenses	17,000	14,778	17,000
	118,140	105,256	100,707

SHIRE OF LAKE GRACE
NOTES TO AND FORMING PART OF THE BUDGET
FOR THE YEAR ENDED 30 JUNE 2024

13. TRUST FUNDS

Funds held at balance date which are required by legislation to be credited to the trust fund and which are not included in the financial statements are as follows:

Detail	Balance 1 July 2023	Estimated amounts received	Estimated amounts paid	Estimated balance 30 June 2024
	\$	\$	\$	\$
Standpipe Bonds	11,138	357	(255)	11,240
	11,138	357	(255)	11,240

SHIRE OF LAKE GRACE
 NOTES TO AND FORMING PART OF THE BUDGET
 FOR THE YEAR ENDED 30 JUNE 2024

14. FEES AND CHARGES

	2023/24 Budget	2022/23 Actual	2022/23 Budget
	\$	\$	\$
By Program:			
Governance	12,550	12,289	1,150
General purpose funding	24,300	16,079	24,300
Law, order, public safety	2,200	2,322	2,200
Health	8,150	6,864	8,650
Housing	20,000	31,250	20,000
Community amenities	158,210	150,032	159,900
Recreation and culture	41,925	34,153	42,000
Economic services	72,780	81,694	53,980
Other property and services	50,500	38,790	55,500
	390,615	373,474	367,680

The subsequent pages detail the fees and charges proposed to be imposed by the local government.



OPERATING AND CAPITAL ACCOUNTS



SHIRE OF LAKE GRACE
SCHEDULE 02 - GENERAL FUND SUMMARY
ANNUAL BUDGET
FOR THE PERIOD ENDED 30 JUNE 2024

MUNICIPAL FUND

OPERATING

Governance	04	9,556	489,292	106,203	410,873	22,453	579,746
General Purpose Funding	03	5,942,451	244,721	9,882,158	203,230	5,457,483	226,286
Law, Order, Public Safety	05	158,653	419,978	259,500	474,257	189,495	571,645
Health	07	11,000	416,471	59,992	297,353	8,500	437,794
Education & Welfare	08	2,000	92,184	25,000	43,465	2,000	126,166
Housing	09	21,000	271,026	31,250	139,714	21,000	165,570
Community Amenities	10	295,766	1,317,037	287,565	894,603	299,869	1,233,873
Recreation & Culture	11	58,400	2,787,937	61,274	2,449,989	62,825	3,125,547
Transport	12	472,593	4,243,982	575,974	4,015,851	439,148	4,721,456
Economic Services	13	339,180	1,036,608	360,218	826,133	456,085	947,300
Other Property & Services	14	91,500	91,647	69,180	31,111	86,500	89,121

TOTAL - OPERATING

7,402,099 11,410,883 11,718,313 9,786,580 7,045,358 12,224,505

CAPITAL

General Purpose Funding	03	0	0	0	0	0	0
Governance	04	0	369,804	0	284,455	0	159,170
Law, Order, Public Safety	05	0	0	26,706	0	22,500	154,500
Health	07	0	0	0	0	0	30,000
Education & Welfare	08	0	16,200	0	4,076	40,569	40,569
Housing	09	0	177,747	0	87,945	0	85,250
Community Amenities	10	8,185	208,426	7,268	62,111	0	212,982
Recreation & Culture	11	1,278,341	2,237,414	388,521	1,138,729	1,920,299	2,685,697
Transport	12	1,976,537	5,835,567	1,790,110	4,650,453	1,832,319	5,126,182
Economic Services	13	201,455	670,850	19,770	252,188	500,000	901,344
Other Property & Services	14	0	0	0	0	0	0

TOTAL - CAPITAL

3,464,518 9,516,009 2,232,375 6,479,958 4,315,687 9,395,694

10,866,617 20,926,891 13,950,688 16,266,538 11,361,045 21,620,199

SHIRE OF LAKE GRACE
SCHEDULE 03 - GENERAL PURPOSE FUNDING
ANNUAL BUDGET
FOR THE PERIOD ENDED 30 JUNE 2024

PROGRAMME SUMMARY	22/23 ADOPTED BUDGET		22/23 YTD ACTUAL		23/24 ANNUAL BUDGET	
	REVENUE \$	EXPENDITURE \$	REVENUE \$	EXPENDITURE \$	REVENUE \$	EXPENDITURE \$
<u>OPERATING EXPENDITURE</u>						
Rate Revenue		243,721		203,230		222,556
General Financing		1,000		0		3,730
<u>OPERATING REVENUE</u>						
Rate Revenue	4,948,539		4,947,271		5,101,599	
General Purpose Funding	840,956		4,583,563		0	
General Financing	152,955		351,324		355,884	
SUB-TOTAL	5,942,450	244,721	9,882,158	203,230	5,457,483	226,286
<u>CAPITAL EXPENDITURE</u>						
<u>CAPITAL REVENUE</u>						
SUB-TOTAL	0	0	0	0	0	0
TOTAL - PROGRAMME SUMMARY	5,942,450	244,721	9,882,158	203,230	5,457,483	226,286

SHIRE OF LAKE GRACE
SCHEDULE 03 - GENERAL PURPOSE FUNDING
ANNUAL BUDGET
FOR THE PERIOD ENDED 30 JUNE 2024

RATE REVENUE

OPERATING EXPENDITURE

E030035 Postage	200	0	0
E030100 Administration Allocated	143,821	122,219	118,756
E030140 Rates Consultancy	50,000	52,605	50,000
E030220 Valuation Expenses	33,000	13,298	35,100
E030230 Rates Collection Fees	15,000	12,045	15,000
E030240 Title Searches	200	28	200
E030250 Rates Written Off	500	3,035	3,000
E030260 Mapping Expenses	1,000	0	500

OPERATING REVENUE

I030102	General Rates	4,780,678	4,780,679	4,907,768
I030135	Interim Rates	1,000	3,759	2,000
I030140	Rates Collection Fee Recoup	15,000	8,852	15,000
I030141	Ex-Gratia Rates Contribution - CBH	71,961	71,961	89,755
I030201	Rates Non Payment Penalty	10,000	7,523	8,000
I030205	Rates Account Enquiry Fees	3,500	2,860	3,500
I030206	Rates Instalment Interest	6,000	10,397	11,000
I030250	Admin Fee - Rate Instalments	5,800	4,367	5,800
I031370	Reimbursements - Rates	500	0	0
I031371	ESL Administration Fee	4,000	4,000	4,000
I030143	Advanced Housing Rates Contribution	50,100	52,873	54,776

SUB-TOTAL TO PROGRAMME SUMMARY

4,948,539	243,721	4,947,271	203,230	5,101,599	222,556
-----------	---------	-----------	---------	-----------	---------

CAPITAL EXPENDITURE

CAPITAL REVENUE

SUB-TOTAL TO PROGRAMME SUMMARY

0	0	0	0	0	0
---	---	---	---	---	---

TOTAL - RATE REVENUE

4,948,539	243,721	4,947,271	203,230	5,101,599	222,556
-----------	---------	-----------	---------	-----------	---------

SHIRE OF LAKE GRACE
SCHEDULE 03 - GENERAL PURPOSE FUNDING
ANNUAL BUDGET
FOR THE PERIOD ENDED 30 JUNE 2024

GENERAL PURPOSE FUNDING	22/23 ADOPTED BUDGET		22/23 YTD ACTUAL		23/24 ANNUAL BUDGET	
	REVENUE	EXPENDITURE	REVENUE	EXPENDITURE	REVENUE	EXPENDITURE
	\$	\$	\$	\$	\$	\$
<u>OPERATING EXPENDITURE</u>						
<u>OPERATING REVENUE</u>						
I030301 Grants Commission - General	449,107		2,654,246		0	
I030302 Grants Commission - Road Funds	391,849		1,929,317		0	
SUB-TOTAL TO PROGRAMME SUMMARY	840,956	0	4,583,563	0	0	0
<u>CAPITAL EXPENDITURE</u>						
<u>CAPITAL REVENUE</u>						
SUB-TOTAL TO PROGRAMME SUMMARY	0	0	0	0	0	0
TOTAL - GENERAL PURPOSE FUNDING	840,956	0	4,583,563	0	0	0

SHIRE OF LAKE GRACE
SCHEDULE 03 - GENERAL PURPOSE FUNDING
ANNUAL BUDGET
FOR THE PERIOD ENDED 30 JUNE 2024

GENERAL FINANCING	22/23 ADOPTED BUDGET		22/23 YTD ACTUAL		23/24 ANNUAL BUDGET	
	REVENUE \$	EXPENDITURE \$	REVENUE \$	EXPENDITURE \$	REVENUE \$	EXPENDITURE \$
<u>OPERATING EXPENDITURE</u>						
E160100 Administration Allocated		0		0		2,730
E160107 Interest On Overdraft		1,000		0		1,000
<u>OPERATING REVENUE</u>						
I160210 Interest On Investment - General Fund	61,000		184,965		145,000	
I160215 Interest On Investment - Reserve Funds	91,955		166,359		210,884	
SUB-TOTAL TO PROGRAMME SUMMARY	152,955	1,000	351,324	0	355,884	3,730
<u>CAPITAL EXPENDITURE</u>						
<u>CAPITAL REVENUE</u>						
SUB-TOTAL TO PROGRAMME SUMMARY	0	0		0	0	0
TOTAL - GENERAL FINANCING	152,955	1,000	351,324	0	355,884	3,730

SHIRE OF LAKE GRACE
SCHEDULE 04 - GOVERNANCE
ANNUAL BUDGET
FOR THE PERIOD ENDED 30 JUNE 2024

PROGRAMME SUMMARY	22/23 ADOPTED BUDGET		22/23 YTD ACTUAL		23/24 ANNUAL BUDGET	
	REVENUE \$	EXPENDITURE \$	REVENUE \$	EXPENDITURE \$	REVENUE \$	EXPENDITURE \$
<u>OPERATING EXPENDITURE</u>						
Members of Council		489,292		410,873		579,746
Other Governance		(0)		0		0
<u>OPERATING REVENUE</u>						
Members of Council	200		0		200	
Other Governance	9,356		106,203		22,253	
SUB-TOTAL	9,556	489,292	106,203	410,873	22,453	579,746
<u>CAPITAL EXPENDITURE</u>						
Other Governance		369,804		284,455		159,170
<u>CAPITAL REVENUE</u>						
SUB-TOTAL	0	369,804	0	284,455	0	159,170
TOTAL - PROGRAMME SUMMARY	9,556	859,096	106,203	695,329	22,453	738,916

SHIRE OF LAKE GRACE
SCHEDULE 04 - GOVERNANCE
ANNUAL BUDGET
FOR THE PERIOD ENDED 30 JUNE 2024

MEMBERS OF COUNCIL

OPERATING EXPENDITURE

	22/23 ADOPTED BUDGET		22/23 YTD ACTUAL		23/24 ANNUAL BUDGET	
	REVENUE	EXPENDITURE	REVENUE	EXPENDITURE	REVENUE	EXPENDITURE
	\$	\$	\$	\$	\$	\$
E041020 Members Travelling		17,000		14,778		17,000
E041025 Councillor Training		20,000		13,132		20,000
E041030 Conference Expenses		22,000		11,460		22,000
E041040 Election Expenses		10,000		2,227		15,500
E041060 President's Allowance		20,565		20,565		20,875
E041065 Deputy President's Allowance		5,142		5,016		5,219
E041070 Meeting Attendance Fees		40,000		36,892		42,439
E041075 Telecommunication Allowance		31,500		28,327		32,607
E041110 Receptions, Functions, Refreshments		10,000		10,553		12,000
E041150 Councillor's Insurances		10,058		10,057		10,574
E041160 Subscriptions		26,000		27,425		31,000
E041170 Councillor's Other Expenses		3,500		500		3,500
E041190 Donations & Ex-Gratia Payments		5,000		1,747		5,000
E041300 Administration Allocated		268,527		228,195		342,032

OPERATING REVENUE

I041370 Reimbursements - Members Of Council	200		0		200	
SUB-TOTAL	200	489,292	0	410,873	200	579,746

CAPITAL EXPENDITURE

CAPITAL REVENUE

SUB-TOTAL	0	0	0	0	0	0
TOTAL - MEMBERS OF COUNCIL	200	489,292	0	410,873	200	579,746

SHIRE OF LAKE GRACE
SCHEDULE 04 - GOVERNANCE
ANNUAL BUDGET
FOR THE PERIOD ENDED 30 JUNE 2024

OTHER GOVERNANCE	22/23 ADOPTED BUDGET		22/23 YTD ACTUAL		23/24 ANNUAL BUDGET	
	REVENUE	EXPENDITURE	REVENUE	EXPENDITURE	REVENUE	EXPENDITURE
	\$	\$	\$	\$	\$	\$
OPERATING EXPENDITURE						
E042010 Salaries & Wages		772,151		685,620		888,376
E042020 Superannuation - Administration		143,779		109,186		140,078
E042021 Workers Compensation Insurance		17,375		26,908		25,162
E042023 Fringe Benefits Tax		28,000		36,744		30,000
E042024 Staff Conference & Travel Expenses		7,000		2,872		7,000
E042025 Staff Training		20,000		15,541		20,000
E042026 Staff Uniform Allowances		4,000		2,594		4,000
E042027 Professional Recruitment		15,000		0		15,000
E042028 Admin Staff On Costs		2,000		2,610		2,000
E042029 Consultancy Charges		100,000		48,401		150,000
E042032 Admin Vehicles	Jobs	38,000		27,907		35,000
E042050 Shire Administration Building Operational		19,525		18,138		15,242
E042055 Building Mtc - Administration Centre	Jobs	44,260		15,800		42,519
E042056 Shire Administration Garden Mtc	Jobs	5,789		1,217		0
E042070 Printing & Stationery		18,000		19,288		20,000
E042080 Telephone/facsimile Expenses		15,000		17,629		18,998
E042090 Postage & Freight		4,000		2,692		4,000
E042100 Advertising		8,000		7,396		8,000
E042110 Office Equipment Maintenance		2,500		4,229		2,600
E042120 Bank Charges		10,000		8,953		11,000
E042126 Staff Christmas Dinner		0.00		0.00		2,500
E042127 Staff Functions		4,000		3,464		2,500
E042140 Computer Operating Expenses		106,000		113,705		121,050
E042141 Community Website		15,000		13,636		20,000
E042160 General Subscriptions		16,200		9,157		12,680
E042161 Staff Amenities		1,500		906		1,545
E042200 Audit Fees		51,500		32,960		47,500
E042230 Legal Expenses		130,000		79,148		30,000
E042245 Insurances		37,279		65,075		68,665
E042255 Interest Loan 181 - Office Renovations		13,796		13,433		12,570
E042258 Interest Loan 204 - CEO Residence		6,634		6,563		5,857
E042280 Integrated Planning & Valuations		15,000		17,090		15,000
E042286 Newdegate Centenary Celebrations		67,986		67,986		0.00
E042287 Pingaring Centenary Celebrations		0		0		15,000
E042293 4WDL Secretariat		1,000		0		1,000
E042300 Administration Costs Allocated		(1,855,752)		(1,558,656)		(1,949,038)
E042301 Staff Housing Allocated		48,285		12,898		69,781
E042920 Loss On Sale Of Assets		3,915		11,136		8,567
E042990 Depreciation		63,279		57,774		75,848
OPERATING REVENUE						
I042371 Reimbursements (GST Exclusive) - Other Governance	1,000		93,913		1,000	
I042440 Governance - Other Charges	100		423		500	
I042442 Other Sundry Revenue	1,200		11,867		12,200	
I042990 Profit On Sale Of Assets	7,006		0		8,503	
I042450 Sale Of Electoral Rolls/Maps	50		0		50	
SUB-TOTAL	9,356	(0)	106,203	0	22,253	0

SHIRE OF LAKE GRACE
SCHEDULE 04 - GOVERNANCE
ANNUAL BUDGET
FOR THE PERIOD ENDED 30 JUNE 2024

OTHER GOVERNANCE	22/23 ADOPTED BUDGET		22/23 YTD ACTUAL		23/24 ANNUAL BUDGET	
	REVENUE	EXPENDITURE	REVENUE	EXPENDITURE	REVENUE	EXPENDITURE
	\$	\$	\$	\$	\$	\$
CAPITAL EXPENDITURE						
E042204 CEO & Staff Housing		48,666		48,666		49,101
E042181 Loan 181 Redemption - Office Renovations Cap Exp		18,957		18,957		20,069
E042549 Council Office Building Cap Exp		10,000		0		25,000
E042550 Purchase Admin Vehicles Cap Exp		292,181		216,833		65,000
CAPITAL REVENUE						
I042910 Proceeds Sale Of Vehicles Cap Inc	239,454		83,636		138,909	
I042920 Realisation Of Assets Cap Inc	(239,454)		(83,636)		(138,909)	
SUB-TOTAL	0	369,804	0	284,455	0	159,170
TOTAL - OTHER GOVERNANCE	9,356	369,804	106,203	284,455	22,253	159,170

SHIRE OF LAKE GRACE
SCHEDULE 05 - LAW, ORDER, PUBLIC SAFETY
ANNUAL BUDGET
FOR THE PERIOD ENDED 30 JUNE 2024

PROGRAMME SUMMARY	22/23 ADOPTED BUDGET		22/23 YTD ACTUAL		23/24 ANNUAL BUDGET	
	REVENUE \$	EXPENDITURE \$	REVENUE \$	EXPENDITURE \$	REVENUE \$	EXPENDITURE \$
<u>OPERATING EXPENDITURE</u>						
Fire Prevention		208,201		271,371		386,192
Animal Control		62,725		50,918		39,920
Other Law, Order & Public Safety		149,052		151,968		145,533
<u>OPERATING REVENUE</u>						
Fire Prevention	76,053		114,526		86,895	
Animal Control	2,600		2,522		2,600	
Other Law, Order & Public Safety	80,000		142,452		100,000	
SUB-TOTAL	158,653	419,978	259,500	474,257	189,495	571,645
<u>CAPITAL EXPENDITURE</u>						
Fire Prevention		0		0		22,500
Other Law, Order & Public Safety		0		0		132,000
<u>CAPITAL REVENUE</u>						
Fire Prevention	0		26,706		22,500	
SUB-TOTAL	0	0	26,706	0	22,500	154,500
TOTAL - PROGRAMME SUMMARY	158,653	419,978	286,205	474,257	211,995	726,145

SHIRE OF LAKE GRACE
SCHEDULE 05 - LAW, ORDER, PUBLIC SAFETY
ANNUAL BUDGET
FOR THE PERIOD ENDED 30 JUNE 2024

FIRE PREVENTION

OPERATING EXPENDITURE

		22/23 ADOPTED BUDGET	22/23 YTD ACTUAL	23/24 ANNUAL BUDGET	
		REVENUE	EXPENDITURE	REVENUE	EXPENDITURE
		\$	\$	\$	\$
E051050	LGGS LINE 8 Insurance		30,000		34,860
E051060	LGGS LINE 2 Maintain P & E		5,150		5,070
E051070	LGGS LINE 1 Purchase P & E <\$1500		2,132		9,400
E051200	Fire Fighting		0		14,985
E051280	Fire Control Expenses - Other		17,000		22,400
E051285	LGGS LINE 5 Clothing & Accessories		10,319		70,000
E051300	LGGS LINE 3 Maintain Vehicles		4,000		22,500
E051302	LGGS LINE 4 Maintain Lnd & Bldgs		21,613		20,965
E051303	LGGS LINE 6 Utilities & Taxes		7,600		8,950
E051304	LGGS LINE 7 Other Goods & Services		4,000		16,205
E051565	Bushfire Mitigation		0		0
E051570	Administration Allocated		44,724		36,660
E051580	Bushfire Meeting Expenses		2,000		9,300
E051990	Depreciation		59,663		114,897

OPERATING REVENUE

I051040	Grant - DFES LGGS Operating	75,953	90,806	86,795	
I051450	Grant - DFES Op Exp	0	23,720	0	
I051700	Reimbursements - Fire Prevention	100	0	100	

SUB-TOTAL

76,053	208,201	114,526	271,371	86,895	386,192
--------	---------	---------	---------	--------	---------

CAPITAL EXPENDITURE

E051174	Bushfire Plant And Equipment Cap Exp		0	0	22,500
---------	--------------------------------------	--	---	---	--------

CAPITAL REVENUE

I051440	Grant - DFES Cap Exp	0	26,706	22,500	
---------	----------------------	---	--------	--------	--

SUB-TOTAL

0	0	26,706	0	22,500	22,500
---	---	--------	---	--------	--------

TOTAL - FIRE PREVENTION

76,053	208,201	141,232	271,371	109,395	408,692
--------	---------	---------	---------	---------	---------

SHIRE OF LAKE GRACE
SCHEDULE 05 - LAW, ORDER, PUBLIC SAFETY
ANNUAL BUDGET
FOR THE PERIOD ENDED 30 JUNE 2024

ANIMAL CONTROL

OPERATING EXPENDITURE

E052270 Ranger Services - Salaries And Expenses
E052280 Other Animal Control Expenses
E052290 Dog Pound Expenses
E052295 Administration Allocated
E052281 Animal Welfare in Emergencies

OPERATING REVENUE

I052400 Dog Infringements
I052410 Impounding Fees
I052420 Dog & Cat Registration Fees

SUB-TOTAL

CAPITAL EXPENDITURE

CAPITAL REVENUE

SUB-TOTAL

TOTAL - ANIMAL CONTROL

22/23 ADOPTED BUDGET		22/23 YTD ACTUAL		23/24 ANNUAL BUDGET	
REVENUE	EXPENDITURE	REVENUE	EXPENDITURE	REVENUE	EXPENDITURE
\$	\$	\$	\$	\$	\$
	17,000		13,870		15,000
	1,000		146		1,000
	300		0		300
	43,425		36,902		22,620
	1,000		0		1,000
400		200		400	
200		0		200	
2,000		2,322		2,000	
2,600	62,725	2,522	50,918	2,600	39,920
0	0	0	0	0	0
2,600	62,725	2,522	50,918	2,600	39,920

SHIRE OF LAKE GRACE
SCHEDULE 05 - LAW, ORDER & PUBLIC SAFETY
ANNUAL BUDGET
FOR THE PERIOD ENDED 30 JUNE 2024

OTHER LAW, ORDER & PUBLIC SAFETY

OPERATING EXPENDITURE

E053101 Local Emergency Management Committee (500
E053103 Emergency Services Control 500
E053106 Impounded Vehicle Expense 500
E053107 Emergency Services Officer Vehicle Expens 8,500
E053108 Emergency Services Officer Wages 107,064
E053109 Emergency Services Officer Communication 1,000
E053110 Emergency Services Officer Staff On Costs 2,409
E053170 Administration Allocated 28,579

OPERATING REVENUE

I053105 Emergency Services Officer Income 80,000

SUB-TOTAL

CAPITAL EXPENDITURE

E053550 Plant & Equipment - Emergency Services

CAPITAL REVENUE

SUB-TOTAL

TOTAL - OTHER LAW, ORDER & PUBLIC SAFETY

22/23 ADOPTED BUDGET		22/23 YTD ACTUAL		23/24 ANNUAL BUDGET	
REVENUE	EXPENDITURE	REVENUE	EXPENDITURE	REVENUE	EXPENDITURE
\$	\$	\$	\$	\$	\$
	500		747		1,000
	500		250		500
	500		0		500
	8,500		9,752		10,000
	107,064		114,422		111,838
	1,000		2,466		2,000
	2,409		0		0
	28,579		24,331		19,695
80,000		142,452		100,000	
80,000	149,052	142,452	151,968	100,000	145,533
	0		0		132,000
0	0	0	0	0	132,000
80,000	149,052	142,452	151,968	100,000	277,533

Jobs

SHIRE OF LAKE GRACE
SCHEDULE 07 - HEALTH
ANNUAL BUDGET
FOR THE PERIOD ENDED 30 JUNE 2024

PROGRAMME SUMMARY	22/23 ADOPTED BUDGET		22/23 YTD ACTUAL		23/24 ANNUAL BUDGET	
	REVENUE	EXPENDITURE	REVENUE	EXPENDITURE	REVENUE	EXPENDITURE
	\$	\$	\$	\$	\$	\$
<u>OPERATING EXPENDITURE</u>						
Health Inspection and Administration		96,633		56,041		70,160
Preventative Services - Pest Control		21,697		11,704		21,281
Preventative Services - Other		6,382		14,498		6,655
Other Health		291,758		215,110		339,699
<u>OPERATING REVENUE</u>						
Health Inspection and Administration	7,200		5,847		6,700	
Other Health	3,800		54,145		1,800	
SUB-TOTAL	11,000	416,471	59,992	297,353	8,500	437,794
<u>CAPITAL EXPENDITURE</u>						
Other Health		0		0		30,000
<u>CAPITAL REVENUE</u>						
SUB-TOTAL	0	0	0	0	0	30,000
TOTAL - PROGRAMME SUMMARY	11,000	416,471	59,992	297,353	8,500	467,794

**SHIRE OF LAKE GRACE
SCHEDULE 07 - HEALTH
ANNUAL BUDGET
FOR THE PERIOD ENDED 30 JUNE 2024**

HEALTH INSPECTION & ADMIN	22/23 ADOPTED BUDGET		22/23 YTD ACTUAL		23/24 ANNUAL BUDGET	
	REVENUE \$	EXPENDITURE \$	REVENUE \$	EXPENDITURE \$	REVENUE \$	EXPENDITURE \$
<u>OPERATING EXPENDITURE</u>						
E074011 Contract Environmental Health Officer		52,000		44,529		53,560
E074030 Salaries & Wages - Health		26,382		0		0
E074031 Employee On Costs - Health		3,704		0		0
E074280 Control Expenses - Other		1,000		0		1,000
E074295 Administration Allocated		13,547		11,512		15,600
<u>OPERATING REVENUE</u>						
I074350 Health Infringements	250		0		250	
I074355 Health - Sundry Charges	550		162		550	
I074390 Reimbursements - Administration & Inspection	100		0		100	
I074420 Food Vendor Permit Fees	2,500		2,100		2,000	
I074422 Caravan Park Licences	600		600		600	
I074430 Lodging Housing	2,500		2,340		2,500	
I074358 Public Building/Events - Assessment	700		646		700	
SUB-TOTAL	7,200	96,633	5,847	56,041	6,700	70,160
<u>CAPITAL EXPENDITURE</u>						
<u>CAPITAL REVENUE</u>						
SUB-TOTAL	0	0	0	0	0	0
TOTAL - HEALTH INSPECTION & ADMIN	7,200	96,633	5,847	56,041	6,700	70,160

SHIRE OF LAKE GRACE
SCHEDULE 07 - HEALTH
ANNUAL BUDGET
FOR THE PERIOD ENDED 30 JUNE 2024

PREVENTATIVE SERVICES - PEST CONTROL		22/23 ADOPTED BUDGET		22/23 YTD ACTUAL		23/24 ANNUAL BUDGET	
		REVENUE	EXPENDITURE	REVENUE	EXPENDITURE	REVENUE	EXPENDITURE
		\$	\$	\$	\$	\$	\$
<u>OPERATING EXPENDITURE</u>							
E075012 Mosquito Control	Jobs		13,532		4,765		14,261
E075100 Administration Allocated			8,165		6,939		7,020
<u>OPERATING REVENUE</u>							
SUB-TOTAL		0	21,697	0	11,704	0	21,281
<u>CAPITAL EXPENDITURE</u>							
<u>CAPITAL REVENUE</u>							
SUB-TOTAL		0	0	0	0	0	0
TOTAL - PREVENTATIVE SERVICES - PEST CONTROL		0	21,697	0	11,704	0	21,281

SHIRE OF LAKE GRACE
SCHEDULE 07 - HEALTH
ANNUAL BUDGET
FOR THE PERIOD ENDED 30 JUNE 2024

PREVENTATIVE SERVICES - OTHER	22/23 ADOPTED BUDGET		22/23 YTD ACTUAL		23/24 ANNUAL BUDGET	
	REVENUE \$	EXPENDITURE \$	REVENUE \$	EXPENDITURE \$	REVENUE \$	EXPENDITURE \$
<u>OPERATING EXPENDITURE</u>						
E076012 Analytical Expenses		1,000		620		1,000
E076100 Administration Allocated		5,382		13,878		5,655
<u>OPERATING REVENUE</u>						
SUB-TOTAL	0	6,382	0	14,498	0	6,655
<u>CAPITAL EXPENDITURE</u>						
<u>CAPITAL REVENUE</u>						
SUB-TOTAL	0	0	0	0	0	0
TOTAL - PREVENTATIVE SERVICES - OTHER	0	6,382	0	14,498	0	6,655

SHIRE OF LAKE GRACE
SCHEDULE 07 - HEALTH
ANNUAL BUDGET
FOR THE PERIOD ENDED 30 JUNE 2024

OTHER HEALTH

OPERATING EXPENDITURE

E077019 Medical Centre - Receptionist Support Payment
E077030 Doctors Residence - Building Mtc
E077031 Doctors Residence - Garden Mtc
E077032 Medical Centres - Building Mtc
E077033 Medical Centres - Garden Mtc
E077040 Administration Allocated
E077460 Old Doctor's Surgery - Building Mtc
E077501 Medical Centres Operating
E077990 Depreciation

Jobs
Jobs
Jobs
Jobs
Jobs
Jobs
Jobs

22/23 ADOPTED BUDGET		22/23 YTD ACTUAL		23/24 ANNUAL BUDGET	
REVENUE	EXPENDITURE	REVENUE	EXPENDITURE	REVENUE	EXPENDITURE
\$	\$	\$	\$	\$	\$
	100,000		100,000		180,000
	15,811		16,711		11,897
	2,617		284		0
	50,189		31,693		48,955
	11,946		3,836		0
	16,331		4,573		12,675
	23,839		4,458		8,366
	17,904		16,179		36,303
	53,122		37,375		41,503
<u>OPERATING REVENUE</u>					
I077390 Reimbursements - Other Health	0.00	50,000.00		0.00	
I077395 Rent - Dental Rooms	1,000	545		1,000	
I077450 Rent - Old Doctor's Surgery Rooms	800	471		800	
I077910 Profit On Sale Of Assets	2,000	3,129		0	
SUB-TOTAL	3,800	291,758	54,145	1,800	339,699
<u>CAPITAL EXPENDITURE</u>					
E077502 Health Residences Cap Exp		0.00	0.00		30,000.00
<u>CAPITAL REVENUE</u>					
I077600 Proceeds Sale Of Vehicle Cap Inc	20,000	21,129		0	
I077920 Realisation Of Assets Cap Inc	(20,000)	(21,129)		0	
SUB-TOTAL	0	0	0	0	30,000
TOTAL - OTHER HEALTH	3,800	291,758	54,145	1,800	369,699

SHIRE OF LAKE GRACE
SCHEDULE 08 - EDUCATION & WELFARE
ANNUAL BUDGET
FOR THE PERIOD ENDED 30 JUNE 2024

PROGRAMME SUMMARY	22/23 ADOPTED BUDGET		22/23 YTD ACTUAL		23/24 ANNUAL BUDGET	
	REVENUE \$	EXPENDITURE \$	REVENUE \$	EXPENDITURE \$	REVENUE \$	EXPENDITURE \$
<u>OPERATING EXPENDITURE</u>						
Care of Families & Children		75,184		35,363		110,166
Aged & Disabled - Senior Citizens		4,000		1,536		4,000
Other Welfare		13,000		6,567		12,000
<u>OPERATING REVENUE</u>						
Care of Families & Children	0		25,000		0	
Aged & Disabled - Senior Citizens	1,000		0		1,000	
Other Welfare	1,000		0		1,000	
SUB-TOTAL	2,000	92,184	25,000	43,465	2,000	126,166
<u>CAPITAL EXPENDITURE</u>						
Care of Families & Children		16,200		4,076		40,569
<u>CAPITAL REVENUE</u>						
Care of Families & Children	0		0		40,569	
SUB-TOTAL	0	16,200	0	4,076	40,569	40,569
TOTAL - PROGRAMME SUMMARY	2,000	108,384	25,000	47,541	42,569	166,735

SHIRE OF LAKE GRACE
SCHEDULE 08 - EDUCATION & WELFARE
ANNUAL BUDGET
FOR THE PERIOD ENDED 30 JUNE 2024

CARE OF FAMILIES & CHILDREN

OPERATING EXPENDITURE

E083001 Lake Grace Daycare Centre - Building Mtc
E083002 Lake Grace Playgroup - Building Mtc
E083003 Lake Grace Daycare Centre - Playground Mtc
E083004 Lake Grace Playgroup - Playground Mtc
E083005 Childcare Service - Newdegate Grant (GFSA)
E083100 Administration Allocated
E083990 Depreciation

Jobs
Jobs
Jobs
Jobs

OPERATING REVENUE

I083301 Regional Child Care Grant

SUB-TOTAL

CAPITAL EXPENDITURE

E083101 Lake Grace Daycare Centre Building Upgrade Cap Exp

Jobs

CAPITAL REVENUE

I083210 Local Roads & Community Program

SUB-TOTAL

TOTAL - CARE OF FAMILIES & CHILDREN

22/23 ADOPTED BUDGET		22/23 YTD ACTUAL		23/24 ANNUAL BUDGET	
REVENUE	EXPENDITURE	REVENUE	EXPENDITURE	REVENUE	EXPENDITURE
\$	\$	\$	\$	\$	\$
	10,985		3,982		7,631
	8,434		2,987		8,515
	6,736		253		6,862
	14,364		846		14,037
	0		0		25,000
	21,712		18,451		38,220
	12,954		8,843		9,902
0		25,000		0	
0	75,184	25,000	35,363	0	110,166
	16,200		4,076		40,569
	0		0	40,569	
0	16,200	0	4,076	40,569	40,569
0	91,384	25,000	39,439	40,569	150,735

SHIRE OF LAKE GRACE
SCHEDULE 08 - EDUCATION & WELFARE
ANNUAL BUDGET
FOR THE PERIOD ENDED 30 JUNE 2024

AGED & DISABLED - SENIOR CITIZENS

OPERATING EXPENDITURE

E084101 Seniors Activities

OPERATING REVENUE

I084010 Grant - Seniors Activities

SUB-TOTAL

CAPITAL EXPENDITURE

CAPITAL REVENUE

SUB-TOTAL

TOTAL - AGED & DISABLED - SENIOR CITIZENS

22/23 ADOPTED BUDGET		22/23 YTD ACTUAL		23/24 ANNUAL BUDGET	
REVENUE	EXPENDITURE	REVENUE	EXPENDITURE	REVENUE	EXPENDITURE
\$	\$	\$	\$	\$	\$
	4,000		1,536		4,000
1,000		0		1,000	
1,000	4,000	0	1,536	1,000	4,000
0	0	0	0	0	0
1,000	4,000	0	1,536	1,000	4,000

SHIRE OF LAKE GRACE
SCHEDULE 08 - EDUCATION & WELFARE
ANNUAL BUDGET
FOR THE PERIOD ENDED 30 JUNE 2024

OTHER WELFARE

OPERATING EXPENDITURE

E087101 Youth Activities

OPERATING REVENUE

I087010 Grant - Youth Activities

SUB-TOTAL

CAPITAL EXPENDITURE

CAPITAL REVENUE

SUB-TOTAL

TOTAL - OTHER WELFARE

22/23 ADOPTED BUDGET		22/23 YTD ACTUAL		23/24 ANNUAL BUDGET	
REVENUE	EXPENDITURE	REVENUE	EXPENDITURE	REVENUE	EXPENDITURE
\$	\$	\$	\$	\$	\$
	13,000		6,567		12,000
1,000		0		1,000	
1,000	13,000	0	6,567	1,000	12,000
0	0	0	0	0	0
1,000	13,000	0	6,567	1,000	12,000

SHIRE OF LAKE GRACE
SCHEDULE 09 - HOUSING
ANNUAL BUDGET
FOR THE PERIOD ENDED 30 JUNE 2024

PROGRAMME SUMMARY	22/23 ADOPTED BUDGET		22/23 YTD ACTUAL		23/24 ANNUAL BUDGET	
	REVENUE \$	EXPENDITURE \$	REVENUE \$	EXPENDITURE \$	REVENUE \$	EXPENDITURE \$
<u>OPERATING EXPENDITURE</u>						
Housing - Staff		50,133		0		0
Housing - Other		71,500		40,034		64,484
Housing - LOGCHOP		29,855		20,394		18,794
Housing - Joint Venture		65,301		45,350		46,506
Housing - Lakes Village		54,237		33,936		35,786
<u>OPERATING REVENUE</u>						
Housing - Other	21,000		31,250		21,000	
SUB-TOTAL	21,000	271,026	31,250	139,714	21,000	165,570
<u>CAPITAL EXPENDITURE</u>						
Housing - Staff		177,747		87,945		85,250
<u>CAPITAL REVENUE</u>						
SUB-TOTAL	0	177,747	0	87,945	0	85,250
TOTAL - PROGRAMME SUMMARY	21,000	448,773	31,250	227,659	21,000	250,820

SHIRE OF LAKE GRACE
SCHEDULE 09 - HOUSING
ANNUAL BUDGET
FOR THE PERIOD ENDED 30 JUNE 2024

HOUSING - STAFF		22/23 ADOPTED BUDGET		22/23 YTD ACTUAL		23/24 ANNUAL BUDGET	
		REVENUE	EXPENDITURE	REVENUE	EXPENDITURE	REVENUE	EXPENDITURE
		\$	\$	\$	\$	\$	\$
<u>OPERATING EXPENDITURE</u>							
E091950	Staff Housing Mtc		191,848		54,349		164,605
E091980	Staff Housing Allocated - Other Governance		(48,285)		(12,898)		(69,781)
E091981	Staff Housing Allocated - Public Works Overheads		(102,894)		(48,715)		(111,789)
E091991	Administration Allocated		9,464		7,264		16,965
<u>OPERATING REVENUE</u>							
SUB-TOTAL		0	50,133	0	0	0	0
<u>CAPITAL EXPENDITURE</u>							
E091910	Construct CEO Residence Cap Exp		34,000		18,645		34,000
E091960	Staff Housing Non-Specialised.		128,747		69,300		36,250
E091970	Staff Housing Specialised		15,000		0		15,000
<u>CAPITAL REVENUE</u>							
SUB-TOTAL		0	177,747	0	87,945	0	85,250
TOTAL - HOUSING - STAFF		0	227,880	0	87,945	0	85,250

SHIRE OF LAKE GRACE
SCHEDULE 09 - HOUSING
ANNUAL BUDGET
FOR THE PERIOD ENDED 30 JUNE 2024

HOUSING - OTHER

OPERATING EXPENDITURE

E092005 Other Housing Maintenance
E092080 Administration Allocated
E092094 NGT ILU Mtc
E092097 LG ILU Mtc
E092990 Depreciation Of Assets

Jobs

Jobs

Jobs

OPERATING REVENUE

I092410 Other Housing Rent

SUB-TOTAL

CAPITAL EXPENDITURE

CAPITAL REVENUE

SUB-TOTAL

TOTAL - HOUSING - OTHER

22/23 ADOPTED BUDGET		22/23 YTD ACTUAL		23/24 ANNUAL BUDGET	
REVENUE	EXPENDITURE	REVENUE	EXPENDITURE	REVENUE	EXPENDITURE
\$	\$	\$	\$	\$	\$
	12,309		3,620		15,668
	1,299		1,104		8,385
	2,840		2,503		2,181
	0		0		1,819
	55,052		32,807		36,431
21,000		31,250		21,000	
21,000	71,500	31,250	40,034	21,000	64,484
0	0	0	0	0	0
21,000	71,500	31,250	40,034	21,000	64,484

SHIRE OF LAKE GRACE
SCHEDULE 09 - HOUSING
ANNUAL BUDGET
FOR THE PERIOD ENDED 30 JUNE 2024

HOUSING - LOGCHOP

OPERATING EXPENDITURE

E093380 Administration Allocated
E093990 Depreciation - LOGCHOP Housing

OPERATING REVENUE

SUB-TOTAL

CAPITAL EXPENDITURE

CAPITAL REVENUE

SUB-TOTAL

TOTAL - HOUSING - LOGCHOP

22/23 ADOPTED BUDGET		22/23 YTD ACTUAL		23/24 ANNUAL BUDGET	
REVENUE	EXPENDITURE	REVENUE	EXPENDITURE	REVENUE	EXPENDITURE
\$	\$	\$	\$	\$	\$
	4,083		3,469		0
	25,772		16,925		18,794
0	29,855	0	20,394	0	18,794
0	0	0	0	0	0
0	29,855	0	20,394	0	18,794

SHIRE OF LAKE GRACE
SCHEDULE 09 - HOUSING
ANNUAL BUDGET
FOR THE PERIOD ENDED 30 JUNE 2024

HOUSING - JOINT VENTURE

OPERATING EXPENDITURE

E094080 Administration Allocated
E094990 Depreciation

OPERATING REVENUE

SUB-TOTAL

CAPITAL EXPENDITURE

CAPITAL REVENUE

SUB-TOTAL

TOTAL - HOUSING - JOINT VENTURE

22/23 ADOPTED BUDGET		22/23 YTD ACTUAL		23/24 ANNUAL BUDGET	
REVENUE	EXPENDITURE	REVENUE	EXPENDITURE	REVENUE	EXPENDITURE
\$	\$	\$	\$	\$	\$
	4,083		3,469		0
	61,218		41,880		46,506
0	65,301	0	45,350	0	46,506
0	0	0	0	0	0
0	65,301	0	45,350	0	46,506

SHIRE OF LAKE GRACE
SCHEDULE 09 - HOUSING
ANNUAL BUDGET
FOR THE PERIOD ENDED 30 JUNE 2024

HOUSING - LAKES VILLAGE		22/23 ADOPTED BUDGET		22/23 YTD ACTUAL		23/24 ANNUAL BUDGET	
		REVENUE	EXPENDITURE	REVENUE	EXPENDITURE	REVENUE	EXPENDITURE
		\$	\$	\$	\$	\$	\$
<u>OPERATING EXPENDITURE</u>							
E095050 Lakes Village Grounds Utilities			3,331		2,576		3,450
E095070 Lakes Village Garden Maintenance	Jobs		6,043		0		0
E095080 Administration Allocated			4,083		3,469		1,365
E095990 Depreciation - Lakes Village			40,780		27,890		30,971
<u>OPERATING REVENUE</u>							
SUB-TOTAL		0	54,237	0	33,936	0	35,786
<u>CAPITAL EXPENDITURE</u>							
<u>CAPITAL REVENUE</u>							
SUB-TOTAL		0	0	0	0	0	0
TOTAL - HOUSING - LAKES VILLAGE		0	54,237	0	33,936	0	35,786

SHIRE OF LAKE GRACE
SCHEDULE 10 - COMMUNITY AMENITIES
ANNUAL BUDGET
FOR THE PERIOD ENDED 30 JUNE 2024

PROGRAMME SUMMARY	22/23 ADOPTED BUDGET		22/23 YTD ACTUAL		23/24 ANNUAL BUDGET	
	REVENUE \$	EXPENDITURE \$	REVENUE \$	EXPENDITURE \$	REVENUE \$	EXPENDITURE \$
<u>OPERATING EXPENDITURE</u>						
Sanitation - Household Refuse		411,481		392,394		395,915
Sanitation - Other		70,331		13,878		19,600
Sewerage		229,632		125,410		216,335
Urban Stormwater Drainage		111,977		13,707		91,270
Town Planning & Regional Development		108,722		64,813		110,590
Other Community Amenities		384,895		284,401		400,163
<u>OPERATING REVENUE</u>						
Sanitation - Household Refuse	139,300		134,264		138,320	
Sanitation - Other	1,000		0		0	
Sewerage	140,466		142,234		147,549	
Town Planning & Regional Development	5,000		9,399		6,000	
Other Community Amenities	10,000		1,668		8,000	
SUB-TOTAL	295,766	1,317,037	287,565	894,603	299,869	1,233,873
<u>CAPITAL EXPENDITURE</u>						
Sanitation - Other		10,000		1,058		0
Sewerage		8,185		29,694		0
Urban Stormwater Drainage		86,259		9,593		46,000
Other Community Amenities		103,982		21,766		166,982
<u>CAPITAL REVENUE</u>						
Other Community Amenities	8,185		7,268		0	
SUB-TOTAL	8,185	208,426	7,268	62,111	0	212,982
TOTAL - PROGRAMME SUMMARY	303,951	1,525,463	294,833	956,713	299,869	1,446,855

SHIRE OF LAKE GRACE
SCHEDULE 10 - COMMUNITY AMENITIES
ANNUAL BUDGET
FOR THE PERIOD ENDED 30 JUNE 2024

SANITATION - HOUSEHOLD REFUSE

OPERATING EXPENDITURE

E101020 Residential Refuse	Jobs		48,670		50,174		51,510
E101030 Street Refuse	Jobs		3,255		3,156		3,460
E101040 Recycling	Jobs		61,410		55,536		64,980
E101100 Administration Allocated			18,929		16,086		15,600
E101200 Refuse Site	Jobs		271,697		256,677		248,410
E101990 Depreciation			7,520		10,765		11,955

OPERATING REVENUE

I101410 Refuse Removal Charges		69,000		73,721		75,930	
I101412 Recycling Charge		54,300		54,748		56,390	
I101420 Tip Fees		16,000		5,796		6,000	

SUB-TOTAL

		139,300	411,481	134,264	392,394	138,320	395,915
--	--	---------	---------	---------	---------	---------	---------

CAPITAL EXPENDITURE

CAPITAL REVENUE

SUB-TOTAL

		0	0	0	0	0	0
--	--	---	---	---	---	---	---

TOTAL - SANITATION - HOUSEHOLD REFUSE

		139,300	411,481	134,264	392,394	138,320	395,915
--	--	---------	---------	---------	---------	---------	---------

SHIRE OF LAKE GRACE
SCHEDULE 10 - COMMUNITY AMENITIES
ANNUAL BUDGET
FOR THE PERIOD ENDED 30 JUNE 2024

SANITATION - OTHER

OPERATING EXPENDITURE

E102000 Drum Muster
E102100 Administration Allocated
E101208 Asbestos Removal Project

Jobs

OPERATING REVENUE

I102430 Reimbursements - Sanitation - Other

SUB-TOTAL

CAPITAL EXPENDITURE

E101043 Recycling Yards Lake Grace and Newdegate

CAPITAL REVENUE

SUB-TOTAL

TOTAL - SANITATION - OTHER

22/23 ADOPTED BUDGET		22/23 YTD ACTUAL		23/24 ANNUAL BUDGET	
REVENUE	EXPENDITURE	REVENUE	EXPENDITURE	REVENUE	EXPENDITURE
\$	\$	\$	\$	\$	\$
	4,000		0		4,000
	16,331		13,878		15,600
	50,000		0		0
1,000		0		0	
1,000	70,331	0	13,878	0	19,600
	10,000		1,058		0
0	10,000	0	1,058	0	0
1,000	80,331	0	14,936	0	19,600

SHIRE OF LAKE GRACE
SCHEDULE 10 - COMMUNITY AMENITIES
ANNUAL BUDGET
FOR THE PERIOD ENDED 30 JUNE 2024

SEWERAGE

OPERATING EXPENDITURE

E103020 Sewerage Maintenance - Lake Grace
E103050 LG Sewerage Yard Maintenance
E103100 Administration Allocated
E103990 Depreciation

Jobs
Jobs

OPERATING REVENUE

I103441 Septic Tank Fees
I103450 Sewerage Rates
I103452 Sewerage Fixtures
I103800 Liquid Waste Disposal

SUB-TOTAL

CAPITAL EXPENDITURE

E103163 Upgrade Lake Grace Sewerage Cap Exp

Jobs

CAPITAL REVENUE

SUB-TOTAL

TOTAL - SEWERAGE

22/23 ADOPTED BUDGET		22/23 YTD ACTUAL		23/24 ANNUAL BUDGET	
REVENUE	EXPENDITURE	REVENUE	EXPENDITURE	REVENUE	EXPENDITURE
\$	\$	\$	\$	\$	\$
	142,356		42,554		144,328
	3,994		0		3,739
	13,547		11,512		15,600
	69,735		71,344		52,669
800		236		800	
134,866		137,533		141,659	
4,300		4,465		4,590	
500		0		500	
140,466	229,632	142,234	125,410	147,549	216,335
	8,185		29,694		0
0	8,185	0	29,694	0	0
140,466	237,817	142,234	155,104	147,549	216,335

SHIRE OF LAKE GRACE
SCHEDULE 10 - COMMUNITY AMENITIES
ANNUAL BUDGET
FOR THE PERIOD ENDED 30 JUNE 2024

URBAN STORMWATER DRAINAGE		22/23 ADOPTED BUDGET		22/23 YTD ACTUAL		23/24 ANNUAL BUDGET	
		REVENUE	EXPENDITURE	REVENUE	EXPENDITURE	REVENUE	EXPENDITURE
		\$	\$	\$	\$	\$	\$
<u>OPERATING EXPENDITURE</u>							
E104010 Urban Stormwater Drainage	Jobs		99,729		3,299		74,305
E104100 Administration Allocated			12,248		10,408		16,965
<u>OPERATING REVENUE</u>							
SUB-TOTAL		0	111,977	0	13,707	0	91,270
<u>CAPITAL EXPENDITURE</u>							
E104501 Urban Stormwater Drainage Renewal Cap Exp	Jobs		86,259		9,593		46,000
<u>CAPITAL REVENUE</u>							
SUB-TOTAL		0	86,259	0	9,593	0	46,000
TOTAL - URBAN STORMWATER DRAINAGE		0	198,236	0	23,300	0	137,270

SHIRE OF LAKE GRACE
SCHEDULE 10 - COMMUNITY AMENITIES
ANNUAL BUDGET
FOR THE PERIOD ENDED 30 JUNE 2024

TOWN PLANNING & REG. DEVELOP.

OPERATING EXPENDITURE

E106030 Town Planner - Consultant Fees
E106036 Review Town Planning Scheme
E106038 Town Planning Refunds
E106100 Administration Allocated
E106410 Review Municipal Inventory

OPERATING REVENUE

I106110 Town Planning Fees

SUB-TOTAL

CAPITAL EXPENDITURE

CAPITAL REVENUE

SUB-TOTAL

TOTAL - TOWN PLANNING & REG. DEVELOP.

22/23 ADOPTED BUDGET		22/23 YTD ACTUAL		23/24 ANNUAL BUDGET	
REVENUE	EXPENDITURE	REVENUE	EXPENDITURE	REVENUE	EXPENDITURE
\$	\$	\$	\$	\$	\$
	40,000		16,398		40,000
	9,500		0		9,500
	250		0		250
	56,972		48,415		60,840
	2,000		0		0
5,000		9,399		6,000	
5,000	108,722	9,399	64,813	6,000	110,590
0	0	0	0	0	0
5,000	108,722	9,399	64,813	6,000	110,590

SHIRE OF LAKE GRACE
SCHEDULE 10 - COMMUNITY AMENITIES
ANNUAL BUDGET
FOR THE PERIOD ENDED 30 JUNE 2024

OTHER COMMUNITY AMENITIES

OPERATING EXPENDITURE

	22/23 ADOPTED BUDGET		22/23 YTD ACTUAL		23/24 ANNUAL BUDGET	
	REVENUE \$	EXPENDITURE \$	REVENUE \$	EXPENDITURE \$	REVENUE \$	EXPENDITURE \$
E107001 Cemeteries		80,904		50,584		118,468
E107002 Cemeteries - Building Mtc		19,892		0		19,046
E107100 Administration Allocated		51,590		43,841		55,185
E107101 Public Toilets		103,190		109,233		88,956
E107103 Public Toilets Building Mtc		63,932		43,590		72,933
E107104 Public Toilets Garden Mtc		28,951		2,503		0
E107699 Lake Grace Community Bus Shed Mtc		3,739		53		3,640
E107700 Lake Grace And Newdegate Community Bus Expenses		7,000		3,455		7,000
E107990 Depreciation		25,696		31,143		34,936

Jobs
Jobs

OPERATING REVENUE

I107410 Cemetery Fees And Charges	10,000		1,668		8,000	
SUB-TOTAL	10,000	384,895	1,668	284,401	8,000	400,163

CAPITAL EXPENDITURE

E107102 Public Toilets Cap Exp		103,982		21,766		66,982
E107259 Cemetery Capital Works		0		0		50,000
E107260 Lake Grace Cemetery Roadway Reseal Bitumeny		0		0		50,000

Jobs
Jobs

CAPITAL REVENUE

I101418 Drought & Community Programs Grant	8,185		7,268		0	
SUB-TOTAL	8,185	103,982	7,268	21,766	0	166,982

TOTAL - OTHER COMMUNITY AMENITIES

	18,185	488,877	8,936	306,167	8,000	567,145
--	---------------	----------------	--------------	----------------	--------------	----------------

SHIRE OF LAKE GRACE
SCHEDULE 11 - RECREATION & CULTURE
ANNUAL BUDGET
FOR THE PERIOD ENDED 30 JUNE 2024

PROGRAMME SUMMARY	22/23 ADOPTED BUDGET		22/23 YTD ACTUAL		23/24 ANNUAL BUDGET	
	REVENUE \$	EXPENDITURE \$	REVENUE \$	EXPENDITURE \$	REVENUE \$	EXPENDITURE \$
<u>OPERATING EXPENDITURE</u>						
Public Halls and Civic Centres		349,648		194,970		317,254
Swimming Pools		309,187		223,425		339,846
Other Recreation & Sport		1,597,944		1,676,462		1,990,066
TV & Radio Rebroadcasting		16,273		15,721		13,613
Libraries		131,962		96,778		126,343
Other Culture		260,821		208,386		231,542
Heritage		122,101		34,248		106,883
<u>OPERATING REVENUE</u>						
Public Halls and Civic Centres	5,000		21,161		10,200	
Swimming Pools	19,200		16,920		18,700	
Other Recreation & Sport	33,000		23,068		32,600	
Libraries	200		0		200	
Other Culture	1,000		0		1,000	
Heritage			125		125	
SUB-TOTAL	58,400	2,787,937	61,274	2,449,989	62,825	3,125,547
<u>CAPITAL EXPENDITURE</u>						
Public Halls and Civic Centres		124,204		38,188		325,000
Swimming Pools		16,241		16,241		100,500
Other Recreation & Sport		1,925,658		1,008,715		2,044,690
Libraries		25,000		0		25,000
Other Culture		5,805		17,634		100,000
Heritage		140,507		57,951		90,507
<u>CAPITAL REVENUE</u>						
Public Halls and Civic Centres	1,248,341		353,638		1,670,299	
Swimming Pools	0		0		50,000	
Other Recreation & Sport	30,000		34,883		200,000	
SUB-TOTAL	1,278,341	2,237,414	388,521	1,138,729	1,920,299	2,685,697
TOTAL - PROGRAMME SUMMARY	1,336,741	5,025,351	449,795	3,588,718	1,983,124	5,811,244

SHIRE OF LAKE GRACE
SCHEDULE 11 - RECREATION & CULTURE
ANNUAL BUDGET
FOR THE PERIOD ENDED 30 JUNE 2024

PUBLIC HALLS AND CIVIC CENTRES		22/23 ADOPTED BUDGET		22/23 YTD ACTUAL		23/24 ANNUAL BUDGET	
		REVENUE	EXPENDITURE	REVENUE	EXPENDITURE	REVENUE	EXPENDITURE
		\$	\$	\$	\$	\$	\$
<u>OPERATING EXPENDITURE</u>							
E111000 Public Halls - Building Mtc	Jobs		138,626		60,351		124,876
E111001 Lake Grace Hall - Cleaning Expenses			6,063		2,961		4,292
E111002 Newdegate Hall - Cleaning Expenses			4,169		3,040		4,372
E111003 Lake King Hall - Cleaning Expenses			16,315		5,602		7,308
E111004 Varley Hall - Cleaning Expenses			6,500		6,044		7,000
E111005 Lakes Village Hall - Cleaning Expenses			2,644		1,863		2,542
E111008 Pingaring Community Centre - Operational Expenses			4,000		4,000		4,000
E111009 Public Halls - Garden Mtc	Jobs		32,263		10,724		0
E111100 Administration Allocated - Lake Grace Hall			23,011		19,555		35,295
E111101 Administration Allocated - Newdegate Hall			16,331		13,878		31,005
E111102 Administration Allocated - Lake King Hall			5,382		4,573		19,695
E111103 Administration Allocated - Varley Hall			16,331		13,878		22,620
E111990 Depreciation			78,015		48,502		54,249
<u>OPERATING REVENUE</u>							
I111410 Hall And Equipment Hire Fees		5,000		2,426		5,000	
I111412 Insurance Claim		0		18,674		5,000	
I111481 Liquor Permit Fees		0		61		200	
SUB-TOTAL		5,000	349,648	21,161	194,970	10,200	317,254
<u>CAPITAL EXPENDITURE</u>							
E111007 Public Halls Cap Exp	Jobs		124,204		38,188		325,000
<u>CAPITAL REVENUE</u>							
I111413 Drought & Community Program Grant		116,050		0		203,489	
I111414 Local Roads & Community Programs Grant		1,132,291		353,638		1,466,810	
SUB-TOTAL		1,248,341	124,204	353,638	38,188	1,670,299	325,000
TOTAL - PUBLIC HALLS AND CIVIC CENTRES		1,253,341	473,852	374,799	233,158	1,680,499	642,254

SHIRE OF LAKE GRACE
SCHEDULE 11 - RECREATION & CULTURE
ANNUAL BUDGET
FOR THE PERIOD ENDED 30 JUNE 2024

SWIMMING POOLS

OPERATING EXPENDITURE

		22/23 ADOPTED BUDGET		22/23 YTD ACTUAL		23/24 ANNUAL BUDGET	
		REVENUE	EXPENDITURE	REVENUE	EXPENDITURE	REVENUE	EXPENDITURE
		\$	\$	\$	\$	\$	\$
E112010	Contracts & Salaries & Wages - LG Pool		82,407		63,939		93,816
E112014	Employee On Costs - LG Pool		6,000		0		5,000
E112017	Conference / Training Expenses Swimmimg Pools		5,000		282		3,500
E112019	LG Swimming Pool - Building Mtc		23,595		14,823		20,746
E112020	Lake Grace Pool Operating Expense		58,500		46,613		59,700
E112021	Newdegate Pool Council Subsidy		24,736		21,589		24,494
E112023	Lake Grace Swimming Pool - Garden Mtc		36,038		10,945		0
E112030	Interest Loan 173 - Lake Grace Pool		798		529		12
E112032	NGT Swimming Pool - Building Mtc		3,334		487		3,244
E112100	Administration Allocated		28,579		24,286		42,315
E112990	Depreciation		40,201		39,931		87,019

OPERATING REVENUE

I112410	Pool Admission Fees - LG	14,500		13,560		14,000	
I112413	NGT Swimming Pool Fees	4,500		3,360		4,500	
I112430	Reimbursements - Swimming Pools	200		0		200	

SUB-TOTAL

19,200	309,187	16,920	223,425	18,700	339,846
---------------	----------------	---------------	----------------	---------------	----------------

CAPITAL EXPENDITURE

E112173	Loan 173 Redemption - Lake Grace Pool Cap Exp		16,241		16,241		0
E112521	Swimming Pools Furniture & Equipment Cap Exp		0		0		100,500

CAPITAL REVENUE

I112520	Local Roads & Community Program	0		0		50,000	
---------	---------------------------------	---	--	---	--	--------	--

SUB-TOTAL

0	16,241	0	16,241	50,000	100,500
----------	---------------	----------	---------------	---------------	----------------

TOTAL - SWIMMING POOLS

19,200	325,427	16,920	239,666	68,700	440,346
---------------	----------------	---------------	----------------	---------------	----------------

SHIRE OF LAKE GRACE
SCHEDULE 11 - RECREATION & CULTURE
ANNUAL BUDGET
FOR THE PERIOD ENDED 30 JUNE 2024

OTHER RECREATION & SPORT		22/23 ADOPTED BUDGET		22/23 YTD ACTUAL		23/24 ANNUAL BUDGET	
		REVENUE	EXPENDITURE	REVENUE	EXPENDITURE	REVENUE	EXPENDITURE
		\$	\$	\$	\$	\$	\$
OPERATING EXPENDITURE							
E113016	Lake King - Aquatic & Rec Program		1,954		2,240		1,969
E113035	Lake Grace Oval Electricity		12,000		9,417		12,000
E113042	Lake Grace Golf Club Subsidy		5,000		0		5,000
E113051	Pavilions - Building Maintenance	Jobs	237,080		100,540		197,380
E113100	Administration Allocated - Lake Grace		28,579		24,286		36,660
E113101	Administration Allocated - Newdegate		21,712		18,451		29,640
E113102	Administration Allocated - Lake King		8,165		6,939		22,620
E113103	Administration Allocated - Varley		20,413		17,347		28,275
E113130	Lake Grace Playground Maintenance	Jobs	44,609		28,205		49,100
E113135	Lake Grace Rec Ground Expenses	Jobs	116,172		161,256		136,555
E113150	Lake Grace Sports Pavilion Expenses		23,125		11,676		12,659
E113155	Lake Grace Sportsman Club	Jobs	0		13,944		0
E113180	Lake Grace Parks & Gardens	Jobs	116,618		243,889		208,736
E113211	Interest Loan 193 - Newdegate Bowling Club		3		3		0
E113213	Interest Loan 182 - Lake Grace Sporting Precinct		7,139		6,752		5,842
E113219	Interest Loan 202 - LK Court Resurfacing (SAR)		14		14		0
E113226	Newdegate Rec Grounds Mtc	Jobs	70,747		78,165		113,917
E113230	Newdegate Playground Mtc	Jobs	14,740		2,503		14,845
E113263	Newdegate Golf & Bowling Expenses		0		106		0
E113264	Newdegate Rec Precinct Electricity	Jobs	15,900		15,021		14,400
E113270	Newdegate Indoor Rec. Centre - Op Exp		31,001		27,886		31,492
E113280	Newdegate Parks & Gardens	Jobs	48,585		78,873		77,724
E113292	Newdegate Skate Park	Jobs	10,010		6,538		1,210
E113325	Lake King Oval Rec Ground Expenses	Jobs	50,753		71,499		107,165
E113330	Lake King Playground Maintenance	Jobs	12,912		4,185		12,515
E113380	Lake King Parks & Gardens	Jobs	24,207		29,078		58,697
E113430	Varley Playground Mtc	Jobs	10,248		549		9,790
E113435	Varley Rec Ground Expenses	Jobs	19,447		1,569		18,115
E113480	Varley Parks & Gardens	Jobs	29,257		77,861		42,781
E113517	Interest Loan 198 - LG Precinct		2,284		2,194		1,097
E113535	Pingaring Rec Ground Mtc	Jobs	7,990		6,570		15,699
E113552	Parks And Gardens - Building Mtc	Jobs	8,443		369		8,161
E113553	Jam Patch Facilities - Building Mtc	Jobs	3,381		463		6,901
E113600	Superannuation - Recreation & Building Maint	Jobs	31,872		25,577		29,400
E113990	Depreciation Of Assets		563,584		602,494		679,720
OPERATING REVENUE							
I113181	Lake Grace Rec Council Affiliation Fees	13,000		8,220		13,000	
I113205	ARC Fees - Lake King	1,000		0		1,000	
I113434	Newdegate Rec Council - User Fees	14,000		12,874		14,000	
I113435	Reimbursements - Other Recreation & Sport	1,500		227		1,000	
I113440	Lake Grace Sports Pavilion Hire Fees	2,000		645		2,000	
I113450	Newdegate Rec Centre Hire Fees	1,000		1,101		1,100	
I113460	Lake King Pavilion / Oval - Hire Fees	500		0		500	
SUB-TOTAL		33,000	1,597,944	23,068	1,676,462	32,600.00	1,990,066.36

SHIRE OF LAKE GRACE
SCHEDULE 11 - RECREATION & CULTURE
ANNUAL BUDGET
FOR THE PERIOD ENDED 30 JUNE 2024

OTHER RECREATION & SPORT		22/23 ADOPTED BUDGET		22/23 YTD ACTUAL		23/24 ANNUAL BUDGET	
		REVENUE \$	EXPENDITURE \$	REVENUE \$	EXPENDITURE \$	REVENUE \$	EXPENDITURE \$
CAPITAL EXPENDITURE							
E113152 Sports Pavilions Cap Exp	Jobs		379,302		216,724		480,000
E113154 Lg Land & Building Cap Exp	Jobs		120,000		196,672		69,000
E113159 Loan 198 Redemption - Sporting Precinct Cap Exp			23,167		23,167		24,216
E113175 Infrastructure Other - Other Rec & Sport Cap Exp	Jobs		985,368		513,729		751,000
E113182 Loan 182 Redemption Cap Exp - LG Sporting Precinct			18,438		18,438		19,623
E113293 Lake Grace all abilities playground Cap Exp	Jobs		399,383		39,986		660,851
CAPITAL REVENUE							
I113183 Grants & Contributions - Other Rec & Sport		30,000		34,883		200,000	
SUB-TOTAL		30,000	1,925,658	34,883	1,008,715	200,000	2,044,690
TOTAL - OTHER RECREATION & SPORT		63,000	3,523,602	57,951	2,685,177	232,600	4,034,756

SHIRE OF LAKE GRACE
SCHEDULE 11 - RECREATION & CULTURE
ANNUAL BUDGET
FOR THE PERIOD ENDED 30 JUNE 2024

TV & RADIO REBROADCASTING		22/23 ADOPTED BUDGET		22/23 YTD ACTUAL		23/24 ANNUAL BUDGET	
		REVENUE \$	EXPENDITURE \$	REVENUE \$	EXPENDITURE \$	REVENUE \$	EXPENDITURE \$
<u>OPERATING EXPENDITURE</u>							
E114103 Administration Allocated			5,382		4,573		0
E114280 Broadcasting	Jobs		6,520		4,720		6,476
E114990 Depreciation Of Assets			4,371		6,427		7,137
<u>OPERATING REVENUE</u>							
SUB-TOTAL		0	16,273	0	15,721	0	13,613
<u>CAPITAL EXPENDITURE</u>							
<u>CAPITAL REVENUE</u>							
SUB-TOTAL		0	0	0	0	0	0
TOTAL - TV & RADIO REBROADCASTING		0	16,273	0	15,721	0	13,613

SHIRE OF LAKE GRACE
SCHEDULE 11 - RECREATION & CULTURE
ANNUAL BUDGET
FOR THE PERIOD ENDED 30 JUNE 2024

LIBRARIES		22/23 ADOPTED BUDGET		22/23 YTD ACTUAL		23/24 ANNUAL BUDGET	
		REVENUE	EXPENDITURE	REVENUE	EXPENDITURE	REVENUE	EXPENDITURE
		\$	\$	\$	\$	\$	\$
<u>OPERATING EXPENDITURE</u>							
E115017 Lake King Library - Building Maintenance	Jobs		8,960		932		8,321
E115020 Library	Jobs		70,157		49,350		56,207
E115100 Administration Allocated - Lake Grace			16,331		16,315		19,695
E115101 Administration Allocated - Newdegate			16,331		13,878		19,695
E115102 Administration Allocated - Lake King			14,846		12,616		18,330
E115990 Depreciation Of Assets			5,338		3,688		4,095
<u>OPERATING REVENUE</u>							
I115200 Reimbursement - Libraries		100		0		100	
I115310 Lost & Damaged Books		100		0		100	
SUB-TOTAL		200	131,962	0	96,778	200	126,343
<u>CAPITAL EXPENDITURE</u>							
E115420 Libraries Cap Ex	Jobs		25,000		0		25,000
<u>CAPITAL REVENUE</u>							
SUB-TOTAL		0	25,000	0	0	0	25,000
TOTAL - LIBRARIES		200	156,962	0	96,778	200	151,343

SHIRE OF LAKE GRACE
SCHEDULE 11 - RECREATION & CULTURE
ANNUAL BUDGET
FOR THE PERIOD ENDED 30 JUNE 2024

OTHER CULTURE		22/23 ADOPTED BUDGET		22/23 YTD ACTUAL		23/24 ANNUAL BUDGET	
		REVENUE \$	EXPENDITURE \$	REVENUE \$	EXPENDITURE \$	REVENUE \$	EXPENDITURE \$
<u>OPERATING EXPENDITURE</u>							
E116046 Cultural Buildings Building Maintenance	Jobs		1,005		140		754
E116052 Community Requests	Jobs		10,000		62		0
E116054 Annual Community Requests			56,692		47,030		60,000
E116056 Administration Allocated - Lake Grace			96,314		81,847		74,880
E116057 Administration Allocated - Newdegate			74,601		63,396		77,806
E116080 Art Collection Expenses			66		71		78
E116990 Depreciation of Assets			22,143		15,840		18,024
<u>OPERATING REVENUE</u>							
I116050 Contributions - Other Culture		1,000		0		1,000	
SUB-TOTAL		1,000	260,821	0	208,386	1,000	231,542
<u>CAPITAL EXPENDITURE</u>							
E116103 Lake King Land & Build Cap Exp	Jobs		5,805		17,634		0
E116114 Lake Grace RV Park	Jobs		0		0		100,000
<u>CAPITAL REVENUE</u>							
SUB-TOTAL		0	5,805	0	17,634	0	100,000
TOTAL - OTHER CULTURE		1,000	266,626	0	226,021	1,000	331,542

SHIRE OF LAKE GRACE
SCHEDULE 11 - RECREATION & CULTURE
ANNUAL BUDGET
FOR THE PERIOD ENDED 30 JUNE 2024

HERITAGE	22/23 ADOPTED BUDGET		22/23 YTD ACTUAL		23/24 ANNUAL BUDGET	
	REVENUE \$	EXPENDITURE \$	REVENUE \$	EXPENDITURE \$	REVENUE \$	EXPENDITURE \$
<u>OPERATING EXPENDITURE</u>						
E117001 Museums - Building Mtc		57,542		9,081		51,461
E117002 Museum - AIM Hospital		2,844		1,282		2,592
E117010 Heritage - Building Mtc		30,382		3,660		28,996
E117011 Heriatge - Lake Grace Railway Building		612		0		369
E117012 Heriatge - RSL Hall		304		30		548
E117100 Administration Allocated		16,331		13,878		22,620
E117110 Heritage Buildings - Garden Mtc		13,831		6,049		0
E117990 Depreciation of Assets		256		267		297
<u>OPERATING REVENUE</u>						
I117600 History Book Sales	0		125		125	
SUB-TOTAL	0	122,101	125	34,248	125	106,883
<u>CAPITAL EXPENDITURE</u>						
E117041 Museums - Capital Works		60,507		9,951		60,507
E117042 Heritage Buildings - Capital Works		80,000		48,000		30,000
<u>CAPITAL REVENUE</u>						
SUB-TOTAL	0	140,507	0	57,951	0	90,507
TOTAL - HERITAGE	0	262,608	125	92,198	125	197,390

SHIRE OF LAKE GRACE
SCHEDULE 12 - TRANSPORT
ANNUAL BUDGET
FOR THE PERIOD ENDED 30 JUNE 2024

PROGRAMME SUMMARY

	22/23 ADOPTED BUDGET		22/23 YTD ACTUAL		23/24 ANNUAL BUDGET	
	REVENUE \$	EXPENDITURE \$	REVENUE \$	EXPENDITURE \$	REVENUE \$	EXPENDITURE \$
OPERATING EXPENDITURE						
Construction - Roads, Streets, Bridges and Depots		1,523,445		1,606,554		2,157,646
Maintenance - Roads, Streets, Bridges and Depots		2,275,554		1,974,611		2,218,920
Road Plant Purchases		167,179		206,489		299,780
Transport Licensing		157,017		130,829		124,994
Aerodromes		120,787		97,367		(79,883)
OPERATING REVENUE						
Maintenance - Roads, Streets, Bridges and Depots	371,235		378,552		404,420	
Road Plant Purchases	71,858		168,198		4,228	
Transport Licensing	29,500		29,223		30,500	
SUB-TOTAL	472,593	4,243,982	575,974	4,015,851	439,148	4,721,456
CAPITAL EXPENDITURE						
Construction - Roads, Streets, Bridges and Depots		4,693,139		3,522,225		4,506,182
Maintenance - Roads, Streets, Bridges and Depots		52,429		52,429		0
Road Plant Purchases		1,075,000		1,059,250		620,000
Aerodromes		15,000		16,550		0
CAPITAL REVENUE						
Construction - Roads, Streets, Bridges and Depots	1,364,008		1,392,148		1,335,924	
Maintenance - Roads, Streets, Bridges and Depots	612,529		397,962		496,395	
SUB-TOTAL	1,976,537	5,835,567	1,790,110	4,650,453	1,832,319	5,126,182
TOTAL - PROGRAMME SUMMARY	2,449,130	10,079,550	2,366,084	8,666,304	2,271,467	9,847,638

SHIRE OF LAKE GRACE
SCHEDULE 12 - TRANSPORT
ANNUAL BUDGET
FOR THE PERIOD ENDED 30 JUNE 2024

**CONSTRUCTION - STREETS, ROADS,
BRIDGES & DEPOT**

OPERATING EXPENDITURE

E121990 Depreciation

OPERATING REVENUE

SUB-TOTAL

CAPITAL EXPENDITURE

E121200 Roadworks - Capital Renewal Cap Exp

E121312 Footpaths - Urban Infr Capital Exp

E121314 Town Street Cap Exp

E121502 Lake Grace Depot - Cap Exp

E121704 Fuel Storage Lake Garce Depot

CAPITAL REVENUE

I121766 Grant - Roads To Recovery

I121771 Grant - Regional Road Group

SUB-TOTAL

**TOTAL - CONSTRUCTION - STREETS, ROADS,
BRIDGES & DEPOT**

22/23 ADOPTED BUDGET		22/23 YTD ACTUAL		23/24 ANNUAL BUDGET	
REVENUE	EXPENDITURE	REVENUE	EXPENDITURE	REVENUE	EXPENDITURE
\$	\$	\$	\$	\$	\$
	1,523,445		1,606,554		2,157,646
0	1,523,445	0	1,606,554	0	2,157,646
	3,981,077		3,241,342		4,251,182
	262,225		220,604		175,000
	300,000		0		0
	29,837		24,486		0
	120,000		35,792		80,000
823,753		884,371		855,924	
540,255		507,777		480,000	
1,364,008	4,693,139	1,392,148	3,522,225	1,335,924	4,506,182
1,364,008	6,216,584	1,392,148	5,128,778	1,335,924	6,663,828

Jobs
Jobs
Jobs
Jobs
Jobs

SHIRE OF LAKE GRACE
SCHEDULE 12 - TRANSPORT
ANNUAL BUDGET
FOR THE PERIOD ENDED 30 JUNE 2024

**MAINTENANCE - STREETS, ROADS,
BRIDGES & DEPOT**

OPERATING EXPENDITURE

E122100 Administration Allocated
E122106 Interest Loan 196 - Transport And Roads
E122500 Rural Road Mtc
E122600 Town Street Mtc
E122700 General Mtc
E122701 Depot - Building Mtc
E122705 Road Inspection & Data Collection
E122990 Depreciation

Jobs
Jobs
Jobs
Jobs
Jobs

OPERATING REVENUE

I122363 Contributions - Street Lighting
I122450 Direct Grant - MRWA

SUB-TOTAL

CAPITAL EXPENDITURE

E122196 Loan 196 Redemption

CAPITAL REVENUE

I121782 Local Roads & Community Program

SUB-TOTAL

**TOTAL - MAINTENANCE - STREETS, ROADS,
BRIDGES & DEPOT**

22/23 ADOPTED BUDGET		22/23 YTD ACTUAL		23/24 ANNUAL BUDGET	
REVENUE	EXPENDITURE	REVENUE	EXPENDITURE	REVENUE	EXPENDITURE
\$	\$	\$	\$	\$	\$
	82,767		70,335		89,116
	2,114		1,940		166
	1,644,817		1,558,875		1,586,169
	333,860		150,312		308,271
	143,863		102,663		152,225
	40,014		25,304		34,904
	15,411		57,068		38,567
	12,709		8,115		9,501
10,000		9,547		10,000	
361,235		369,005		394,420	
371,235	2,275,554	378,552	1,974,611	404,420	2,218,920
	52,429		52,429		0
612,529		397,962		496,395	
612,529	52,429	397,962	52,429	496,395	0
983,764	2,327,983	776,514	2,027,040	900,815	2,218,920

SHIRE OF LAKE GRACE
SCHEDULE 12 - TRANSPORT
ANNUAL BUDGET
FOR THE PERIOD ENDED 30 JUNE 2024

ROAD PLANT PURCHASES

OPERATING EXPENDITURE

E123100 Administration Allocated
E123920 Loss On Sale Of Assets
E123990 Depreciation Of Assets

OPERATING REVENUE

I123910 Profit On Sale Of Assets

SUB-TOTAL

CAPITAL EXPENDITURE

E123059 Road Plant Purchases Cap Exp

CAPITAL REVENUE

I123115 Proceeds Sale Of Vehicles Cap Inc
I123920 Realisation Of Assets Cap Inc

SUB-TOTAL

TOTAL - ROAD PLANT PURCHASES

22/23 ADOPTED BUDGET		22/23 YTD ACTUAL		23/24 ANNUAL BUDGET	
REVENUE	EXPENDITURE	REVENUE	EXPENDITURE	REVENUE	EXPENDITURE
\$	\$	\$	\$	\$	\$
	5,382		4,573		19,695
	45,941		52,062		44,392
	115,856		149,854		235,693
71,858		168,198		4,228	
71,858	167,179	168,198	206,489	4,228	299,780
	1,075,000		1,059,250		620,000
267,500		349,630		113,000	
(267,500)		(349,630)		(113,000)	
0	1,075,000	0	1,059,250	0	620,000
71,858	1,242,179	168,198	1,265,739	4,228	919,780

Jobs

SHIRE OF LAKE GRACE
SCHEDULE 12 - TRANSPORT
ANNUAL BUDGET
FOR THE PERIOD ENDED 30 JUNE 2024

TRANSPORT LICENCING

OPERATING EXPENDITURE

E125010 Salaries & Wages - Licensing
E125011 Employee On Costs - Licensing
E125050 Staff Training - Licensing
E125060 Commissions Paid - Transport
E125100 Administration Allocated
E125210 Telephone Charges - Licensing

OPERATING REVENUE

I125300 Commission - Licensing
I125350 Reimbursements - Traffic Licensing & Control

SUB-TOTAL

CAPITAL EXPENDITURE

CAPITAL REVENUE

SUB-TOTAL

TOTAL - TRANSPORT LICENCING

22/23 ADOPTED BUDGET		22/23 YTD ACTUAL		23/24 ANNUAL BUDGET	
REVENUE	EXPENDITURE	REVENUE	EXPENDITURE	REVENUE	EXPENDITURE
\$	\$	\$	\$	\$	\$
	61,991		52,002		52,604
	1,395		68		0
	1,000		0		1,000
	400		0		400
	92,231		78,378		70,590
	0		381		400
28,000		29,223		29,500	
1,500		0		1,000	
29,500	157,017	29,223	130,829	30,500	124,994
0	0	0	0	0	0
29,500	157,017	29,223	130,829	30,500	124,994

**SHIRE OF LAKE GRACE
SCHEDULE 12 - TRANSPORT
ANNUAL BUDGET**

OPERATING EXPENDITURE

E126001	Lake Grace Airstrip Maintenance	Jobs	19,199	12,873	19,806
E126002	Newdegate Airstrip Maintenance	Jobs	12,900	3,845	12,950
E126003	Lake King Airstrip Maintenance	Jobs	12,130	8,093	12,190
E126100	Administration Allocated		5,382	4,573	5,655
E126501	Lake Grace Airstrip Cleaning		1,019	993	1,175
E126502	Lake Grace Airstrip - Building Mtc	Jobs	9,198	3,457	8,581
E126990	Depreciation Of Assets		60,959	63,534	(140,240)

OPERATING REVENUE

SUB-TOTAL	0	120,787	0	97,367	0	(79,883)
-----------	---	---------	---	--------	---	----------

CAPITAL EXPENDITURE

E126206	Lake Grace Airstrip Building Upgrade Cap Exp	Jobs	15,000	16,550	0
---------	----------------------------------------------	------	--------	--------	---

CAPITAL REVENUE

SUB-TOTAL	0	15,000	0	16,550	0	0
-----------	---	--------	---	--------	---	---

TOTAL - AERODROMES

SHIRE OF LAKE GRACE
SCHEDULE 13 - ECONOMIC SERVICES
ANNUAL BUDGET
FOR THE PERIOD ENDED 30 JUNE 2024

PROGRAMME SUMMARY	22/23 ADOPTED BUDGET		22/23 YTD ACTUAL		23/24 ANNUAL BUDGET	
	REVENUE	EXPENDITURE	REVENUE	EXPENDITURE	REVENUE	EXPENDITURE
	\$	\$	\$	\$	\$	\$
<u>OPERATING EXPENDITURE</u>						
Rural Services		26,548		13,405		23,858
Tourism and Area Promotion		311,345		268,066		301,156
Building Control		95,134		72,097		84,773
Saleyards & Markets		38,758		29,199		35,269
Other Economic Services		283,389		214,736		253,766
Land Development		38,254		33,281		44,430
LG Skeleton Weed LAG		227,780		183,140		189,349
Lg Tourist Shop		15,400		12,210		14,700
<u>OPERATING REVENUE</u>						
Tourism and Area Promotion	3,800		13,395		5,100	
Building Control	5,580		3,816		5,580	
Other Economic Services	105,400		99,846		124,570	
Land Development	0.00		35,209		160,635	
LG Skeleton Weed LAG	209,000		191,000		146,000	
Lg Tourist Shop	15,400		16,953		14,200	
SUB-TOTAL	339,180	1,036,608	360,218	826,133	456,085	947,300
<u>CAPITAL EXPENDITURE</u>						
Tourism and Area Promotion		22,455		13,955		510,000
Other Economic Services		187,270		116,981		227,071
Land Development		461,125		121,252		164,273
<u>CAPITAL REVENUE</u>						
Tourism and Area Promotion	5,455		113		100,000	
Other Economic Services	196,000		19,657		400,000	
SUB-TOTAL	201,455	670,850	19,770	252,188	500,000	901,344
TOTAL - PROGRAMME SUMMARY	540,635	1,707,458	379,988	1,078,322	956,085	1,848,644

**SHIRE OF LAKE GRACE
SCHEDULE 13 - ECONOMIC SERVICES
ANNUAL BUDGET
FOR THE PERIOD ENDED 30 JUNE 2024**

RURAL SERVICES		22/23 ADOPTED BUDGET		22/23 YTD ACTUAL		23/24 ANNUAL BUDGET	
		REVENUE	EXPENDITURE	REVENUE	EXPENDITURE	REVENUE	EXPENDITURE
		\$	\$	\$	\$	\$	\$
<u>OPERATING EXPENDITURE</u>							
E131040	Noxious Weed / Pest Plant Expenses		14,447		3,155		14,248
E131100	Administration Allocated		10,763		9,147		8,385
E131990	Depreciation Of Assets		1,338		1,103		1,225
<u>OPERATING REVENUE</u>							
SUB-TOTAL		0.00	26,548	0.00	13,405	0.00	23,858
<u>CAPITAL EXPENDITURE</u>							
<u>CAPITAL REVENUE</u>							
SUB-TOTAL		0.00	0.00	0.00	0.00	0.00	0.00
TOTAL - RURAL SERVICES		0.00	26,548	0.00	13,405	0.00	23,858

SHIRE OF LAKE GRACE
SCHEDULE 13 - ECONOMIC SERVICES
ANNUAL BUDGET
FOR THE PERIOD ENDED 30 JUNE 2024

TOURISM & AREA PROMOTION		22/23 ADOPTED BUDGET		22/23 YTD ACTUAL		23/24 ANNUAL BUDGET	
		REVENUE	EXPENDITURE	REVENUE	EXPENDITURE	REVENUE	EXPENDITURE
		\$	\$	\$	\$	\$	\$
OPERATING EXPENDITURE							
E132001	Tourism Promotion		65,930		42,841		66,280
E132002	Community Service Functions		35,900		16,161		37,800
E132010	Visitor Centre - Salaries		64,157		81,330		77,228
E132011	Employee On Costs - Visitor Centre		1,444		11,344		12,700
E132022	Information Bays		800		829		800
E132024	Tourism Signage		68		0.00		0.00
E132025	Administration Allocated		96,314		81,847		66,495
E132027	Shire Visitor Centres - Building Maintenance		16,956		6,305		10,434
E132029	Visitor Centre - Garden Maintenance		9,659		916		0.00
E132990	Depreciation Of Assets		20,118		26,493		29,419
OPERATING REVENUE							
I132412	Grant - Tourism	0.00		10,890		0.00	
I132413	Newdegate Billboards Rental	1,300		1,300		1,300	
I132415	Events Fees & Charges	2,000		0.00		2,000	
I132416	Reimbursements - Tourism & Area Promotion	500		0.00		500	
I132001	Electric Fuel Charger Income	0.00		1,205		1,300	
I132003	Australia Day	0.00		0.00		0.00	
SUB-TOTAL		3,800	311,345	13,395	268,066	5,100	301,156
CAPITAL EXPENDITURE							
E132500	Shire Visitor Centre Improvements Cap Exp		17,000		13,842		30,000
E132503	Infrastructure Other - Tourism & Services Promotion Cap E		5,455		113		100,000
CAPITAL REVENUE							
I132418	Local Roads & Community Program	0.00		0.00		100,000	
I132420	Driver Reviver Upgrade Grant	5,455		113		0.00	
SUB-TOTAL		5,455	22,455	113	13,955	100,000	510,000
TOTAL - TOURISM & AREA PROMOTION		9,255	333,800	13,507	282,021	105,100	811,156

SHIRE OF LAKE GRACE
SCHEDULE 13 - ECONOMIC SERVICES
ANNUAL BUDGET
FOR THE PERIOD ENDED 30 JUNE 2024

BUILDING CONTROL

OPERATING EXPENDITURE

E133010 Salaries & Wages - Building
E133011 Employee On Costs - Building
E133050 Contract Building Surveyor
E133100 Administration Allocated

OPERATING REVENUE

I133410 Building Permit Fees
I133415 BSL Commission
I133420 BCITF Commission
I133425 Demolition Permits
I133430 Building Approval Certificates
I133435 Occupancy Permits

SUB-TOTAL

CAPITAL EXPENDITURE

CAPITAL REVENUE

SUB-TOTAL

TOTAL - BUILDING CONTROL

22/23 ADOPTED BUDGET		22/23 YTD ACTUAL		23/24 ANNUAL BUDGET	
REVENUE	EXPENDITURE	REVENUE	EXPENDITURE	REVENUE	EXPENDITURE
\$	\$	\$	\$	\$	\$
	48,082		49,301		49,423
	7,556		0.00		0.00
	15,000		1,980		10,000
	24,496		20,817		25,350
5,000		3,729		5,000	
100		80		100	
100		8		100	
100		0.00		100	
180		0.00		180	
100		0.00		100	
5,580	95,134	3,816	72,097	5,580	84,773
0.00	0.00	0.00	0.00	0.00	0.00
5,580	95,134	3,816	72,097	5,580	84,773

SHIRE OF LAKE GRACE
SCHEDULE 13 - ECONOMIC SERVICES
ANNUAL BUDGET
FOR THE PERIOD ENDED 30 JUNE 2024

SALEYARDS & MARKETS

OPERATING EXPENDITURE

E134001 Lake Grace Saleyards Maintenance
E134003 Saleyards - Building Maintenance
E134100 Administration Allocated
E134990 Depreciation Of Assets

Jobs
Jobs

OPERATING REVENUE

SUB-TOTAL

CAPITAL EXPENDITURE

CAPITAL REVENUE

SUB-TOTAL

TOTAL - SALEYARDS & MARKETS

22/23 ADOPTED BUDGET		22/23 YTD ACTUAL		23/24 ANNUAL BUDGET	
REVENUE	EXPENDITURE	REVENUE	EXPENDITURE	REVENUE	EXPENDITURE
\$	\$	\$	\$	\$	\$
	7,010		3,280		1,146
	1,695		185		1,509
	28,579		24,285		31,005
	1,474		1,449		1,609
0.00	38,758	0.00	29,199	0.00	35,269
0.00	0.00	0.00	0.00	0.00	0.00
0.00	38,758	0.00	29,199	0.00	35,269

SHIRE OF LAKE GRACE
SCHEDULE 13 - ECONOMIC SERVICES
ANNUAL BUDGET
FOR THE PERIOD ENDED 30 JUNE 2024

OTHER ECONOMIC SERVICES

OPERATING EXPENDITURE

E136020 Newdegate Field Day Sponsorship	Jobs	17,671	25,247		17,574
E136033 Lot 46 Bennett St Building Mtc	Jobs	21,933	2,209		7,044
E136050 Shire Standpipe Expenses		66,400	61,944		66,394
E136100 Administration Allocated		46,208	39,268		53,625
E136500 Maintenance - Community Water Supplies	Jobs	787	1,027		1,210
E136990 Depreciation Of Assets		26,390	30,791		34,589
E136991 Digital Connectivity Solution		50,000	0.00		0.00
E136992 Research Station Lease Fees		54,000	54,250		73,330

OPERATING REVENUE

I136100 Sale Of Standpipe Water	40,000	39,942	40,000	
I136101 Reimbursements - Other Economic Services	100	0.00	100	
I136110 Sale Of Gravel	5,000	0.00	5,000	
I136120 Extractive Industry Licences	300	313	300	
I136138 Interest Reimbursement - LG Develop Assoc SSL	500	0.00	500	
I136140 CBH Lease Agreement Fees	2,000	2,000	2,000	
I136992 Research Station Lease Fees	54,000	54,250	73,330	
I136993 Lake Grace Community Crop	3,500	3,341	3,340	

SUB-TOTAL

105,400	283,389	99,846	214,736	124,570	253,766
---------	---------	--------	---------	---------	---------

CAPITAL EXPENDITURE

E136501 Dam Catchment Upgrade Cap Exp	187,270	116,981	227,071	
---------------------------------------	---------	---------	---------	--

CAPITAL REVENUE

I134413 Grants & Contributions - Other Economic Services	196,000	19,657	400,000	
----------------------------------------------------------	---------	--------	---------	--

SUB-TOTAL

196,000	187,270	19,657	116,981	400,000	227,071
---------	---------	--------	---------	---------	---------

TOTAL - OTHER ECONOMIC SERVICES

301,400	470,659	119,503	331,717	524,570	480,837
---------	---------	---------	---------	---------	---------

SHIRE OF LAKE GRACE
SCHEDULE 13 - ECONOMIC SERVICES
ANNUAL BUDGET
FOR THE PERIOD ENDED 30 JUNE 2024

LAND DEVELOPMENT

OPERATING EXPENDITURE

E137050	Land Sale Expenses		2,000		0.00		2,000
E137100	Administration Allocated		18,558		15,770		19,500
E137110	Interest Loan 189 - LG Residential Land		7,131		7,129		3,645
E137121	Interest Loan 203 - Industrial Land Purchase & Developmei		10,565		10,382		9,285
E137920	Loss On Sale Of Assets		0.00		0.00		10,000

OPERATING REVENUE

I137909	Rent Industrial Land	0.00		35,209		17,500	
I137915	Profit On Sale Of Assets	0.00		0.00		143,135	

SUB-TOTAL

0.00	38,254	35,209	33,281	160,635	44,430
-------------	---------------	---------------	---------------	----------------	---------------

CAPITAL EXPENDITURE

E137350	Lake Grace Industrial Land Cap Exp		392,554		52,681		100,000
E137560	Loan 189 Redemption - LG Residential Land Cap Exp		10,840		10,840		5,667
E137571	Loan 203 Redemption - Purchase & Develop Industrial Land		57,732		57,732		58,606

CAPITAL REVENUE

I137900	Proceeds Sale Of vacant land LG Cap Inc	0.00		0.00		400,000	
I137910	Proceeds Sale Of Residential Land LG Cap Inc	0.00		0.00		35,000	
I137920	Realisation Of Assets Cap Inc	0.00		0.00		(435,000)	

SUB-TOTAL

0.00	461,125	0.00	121,252	0.00	164,273
-------------	----------------	-------------	----------------	-------------	----------------

TOTAL - LAND DEVELOPMENT

0.00	499,379	35,209	154,533	160,635	208,703
-------------	----------------	---------------	----------------	----------------	----------------

SHIRE OF LAKE GRACE
SCHEDULE 13 - ECONOMIC SERVICES
ANNUAL BUDGET
FOR THE PERIOD ENDED 30 JUNE 2024

LG SKELETON WEED LAG

OPERATING EXPENDITURE

	22/23 ADOPTED BUDGET		22/23 YTD ACTUAL		23/24 ANNUAL BUDGET	
	REVENUE	EXPENDITURE	REVENUE	EXPENDITURE	REVENUE	EXPENDITURE
	\$	\$	\$	\$	\$	\$
E138010 Salries & Wages		72,280		63,884		65,520
E138020 Superannuation		7,000		6,456		6,224
E138022 Other Staff Allowances		0.00		0.00		3,000
E138025 Vehicle Fuel		7,000		6,238		7,000
E138026 Vehicle Maintenance		1,000		2,460		3,000
E138027 Vehicle Registration/Insurance		2,000		1,827		1,300
E138028 Equipment		7,300		0.00		2,500
E138029 Winter Treatment Contracts		51,500		21,827		30,000
E138030 Winter Treatment Chemicals		12,500		53,000		27,500
E138031 Winter Treatment Other Expenses		11,500		0.00		0.00
E138032 Telecommunications		3,400		1,103		2,500
E138033 Marketing & Promotions		3,500		238		1,600
E138034 Meeting & Conferences		800		234		400
E138035 Loan Repayments		5,000		3,612		12,000
E138036 LG Admin Fee		6,000		6,000		4,000
E138037 Summer Serach Contractors		37,000		11,400		21,000
E138038 Other Expenditure		0.00		4,862		1,805

OPERATING REVENUE

I138100 Grants & Subsidies	205,000		185,000		140,000	
I138101 Contributions	4,000		6,000		6,000	

SUB-TOTAL

209,000	227,780	191,000	183,140	146,000	189,349
---------	---------	---------	---------	---------	---------

CAPITAL EXPENDITURE

CAPITAL REVENUE

SUB-TOTAL

0.00	0.00	0.00	0.00	0.00	0.00
------	------	------	------	------	------

TOTAL - LG SKELETON WEED LAG

209,000	227,780	191,000	183,140	146,000	189,349
---------	---------	---------	---------	---------	---------

SHIRE OF LAKE GRACE
SCHEDULE 13 - ECONOMIC SERVICES
ANNUAL BUDGET
FOR THE PERIOD ENDED 30 JUNE 2024

LG TOURIST SHOP (LG VISITOR CENTRE)

OPERATING EXPENDITURE

E139110 Stock Purchases		11,000		11,468		11,000
E139112 Stationery & General Consumables		1,000		278		1,000
E139114 Volunteer Functions		2,000		464		900
E139115 Aim Souvenirs		1,400		0.00		1,800

OPERATING REVENUE

I139101 Merchandise Sales	14,000		15,778		14,000	
I139104 AIM Contributions	1,400		1,175		200	

SUB-TOTAL

15,400	15,400	16,953	12,210	14,200	14,700
---------------	---------------	---------------	---------------	---------------	---------------

CAPITAL EXPENDITURE

CAPITAL REVENUE

SUB-TOTAL

0.00	0.00	0.00	0.00	0.00	0.00
-------------	-------------	-------------	-------------	-------------	-------------

TOTAL - LG TOURIST SHOP (LG VISITOR CENTRE)

15,400	15,400	16,953	12,210	14,200	14,700
---------------	---------------	---------------	---------------	---------------	---------------

SHIRE OF LAKE GRACE
SCHEDULE 14 - OTHER PROPERTY & SERVICES
ANNUAL BUDGET
FOR THE PERIOD ENDED 30 JUNE 2024

PROGRAMME SUMMARY	22/23 ADOPTED BUDGET		22/23 YTD ACTUAL		23/24 ANNUAL BUDGET	
	REVENUE \$	EXPENDITURE \$	REVENUE \$	EXPENDITURE \$	REVENUE \$	EXPENDITURE \$
<u>OPERATING EXPENDITURE</u>						
Private Works		20,147		4,376		19,621
Public Works Overheads		45,000		0.00		41,000
Plant Operation Costs		25,500		14,190		25,500
Salaries and Wages		0.00		0.00		0.00
Unclassified		1,000		12,545		3,000
<u>OPERATING REVENUE</u>						
Private Works	15,000		545		10,000	
Public Works Overheads	45,000		38,245		41,000	
Plant Operation Costs	25,500		23,750		27,500	
Salaries and Wages	5,000		0.00		5,000	
Unclassified	1,000		6,640		3,000	
SUB-TOTAL	91,500	91,647	69,180	31,111	86,500	89,121
<u>CAPITAL EXPENDITURE</u>						
<u>CAPITAL REVENUE</u>						
SUB-TOTAL	0.00	0.00	0.00	0.00	0.00	0.00
TOTAL - PROGRAMME SUMMARY	91,500	91,647	69,180	31,111	86,500	89,121

SHIRE OF LAKE GRACE
SCHEDULE 14 - OTHER PROPERTY & SERVICES
ANNUAL BUDGET
FOR THE PERIOD ENDED 30 JUNE 2024

PRIVATE WORKS	22/23 ADOPTED BUDGET		22/23 YTD ACTUAL		23/24 ANNUAL BUDGET	
	REVENUE \$	EXPENDITURE \$	REVENUE \$	EXPENDITURE \$	REVENUE \$	EXPENDITURE \$
<u>OPERATING EXPENDITURE</u>						
E141100 Administration Allocated		4,083		3,171		4,290
E141270 Private Works - Expenses		16,064		1,205		15,331
<u>OPERATING REVENUE</u>						
I141460 Private Works - Income	15,000		545		10,000	
SUB-TOTAL	15,000	20,147	545	4,376	10,000	19,621
<u>CAPITAL EXPENDITURE</u>						
<u>CAPITAL REVENUE</u>						
SUB-TOTAL	0.00	0.00	0.00	0.00	0.00	0.00
TOTAL - PRIVATE WORKS	15,000	20,147	545	4,376	10,000	19,621

SHIRE OF LAKE GRACE
SCHEDULE 14 - OTHER PROPERTY & SERVICES
ANNUAL BUDGET
FOR THE PERIOD ENDED 30 JUNE 2024

PUBLIC WORKS OVERHEADS

OPERATING EXPENDITURE

	22/23 ADOPTED BUDGET		22/23 YTD ACTUAL		23/24 ANNUAL BUDGET	
	REVENUE	EXPENDITURE	REVENUE	EXPENDITURE	REVENUE	EXPENDITURE
	\$	\$	\$	\$	\$	\$
E143010 Engineering Salaries & Wages		165,948		189,308		197,693
E143016 Fringe Benefits Tax		11,000		14,632		15,000
E143018 Insurance		33,000		13,825		15,273
E143019 Engineering Conference Expense		5,500		511		5,500
E143021 Public Works Vehicles		15,000		18,276		15,000
E143030 Engineering Office Expenses		25,000		25,420		25,000
E143045 Depot Cleaning Expenses		2,185		2,095		2,858
E143050 Sick/Holiday Pay - Outside Staff		140,423		116,059		137,390
E143055 Superannuation - Infrastructure		149,095		107,654		161,832
E143060 Workers Compensation Insurance		28,304		27,692		39,436
E143062 Staff Training - Outside Staff		37,060		17,513		40,386
E143080 Protective Clothing		12,000		6,985		10,000
E143081 Health And Safety Expenses (OHS)		21,000		15,046		19,450
E143100 OH&S Training		7,000		1,903		7,000
E143101 Staff / Toolbox Meetings		21,023		2,207		8,851
E143120 Relocation Allowances		3,000		0.00		3,000
E143125 Staff Recruitment		5,000		533		5,000
E143200 Administration Allocated		188,544		146,448		166,726
E143205 Staff Housing Allocated		102,894		48,715		111,789
E143990 Depreciation Of Assets		50,734		47,939		55,228
Recovered amounts						
E143290 Less Allocated To Works & Services		(978,709)		(819,487)		(1,001,412)

OPERATING REVENUE

I143005 Reimbursements - Public Works Overheads	5,000		0.00		1,000	
I143050 Works Housing Rent	40,000		38,245		40,000	

SUB-TOTAL

45,000	45,000	38,245	0.00	41,000	41,000
---------------	---------------	---------------	-------------	---------------	---------------

CAPITAL EXPENDITURE

CAPITAL REVENUE

SUB-TOTAL

0.00	0.00	0.00	0.00	0.00	0.00
-------------	-------------	-------------	-------------	-------------	-------------

TOTAL - PUBLIC WORKS OVERHEADS

45,000	45,000	38,245	0.00	41,000	41,000
---------------	---------------	---------------	-------------	---------------	---------------

SHIRE OF LAKE GRACE
SCHEDULE 14 - OTHER PROPERTY & SERVICES
ANNUAL BUDGET
FOR THE PERIOD ENDED 30 JUNE 2024

PLANT OPERATION COSTS

OPERATING EXPENDITURE

E144010	Plant - Fuel And Oils	200,000	203,332		211,000
E144015	Plant - Tyres And Tubes	30,000	17,210		25,000
E144020	Plant - Parts And Repairs	164,000	195,850		200,000
E144030	Plant - Internal Repair Wages	0.00	23,135		0.00
E144050	Plant - Insurances & Licenses	55,000	37,623		55,082
E144051	Expendable Tools	14,000	2,490		10,000
E144100	Administration Allocated	56,964	44,252		59,280
E144990	Depreciation - Sundry Equip	2,183	86,579		36,751

Recovered amounts

E144290	Less Allocated To Works & Services	(494,464)	(523,892)		(534,862)
E144300	Plant Depreciation Allocated	(2,183)	(72,388)		(36,751)

OPERATING REVENUE

I144210	Fuel Tax Rebates	25,000	23,750	25,000	
I144220	Sale Of Scrap Parts / Grader Blades	500	0.00	2,500	

SUB-TOTAL

25,500	25,500	23,750	14,190	27,500	25,500
---------------	---------------	---------------	---------------	---------------	---------------

CAPITAL EXPENDITURE

CAPITAL REVENUE

SUB-TOTAL

0.00	0.00	0.00	0.00	0.00	0.00
-------------	-------------	-------------	-------------	-------------	-------------

TOTAL - PLANT OPERATION COSTS

25,500	25,500	23,750	14,190	27,500	25,500
---------------	---------------	---------------	---------------	---------------	---------------

SHIRE OF LAKE GRACE
SCHEDULE 14 - OTHER PROPERTY & SERVICES
ANNUAL BUDGET
FOR THE PERIOD ENDED 30 JUNE 2024

SALARIES & WAGES

OPERATING EXPENDITURE

E146010 Gross Salaries & Wages
E146200 Less Salaries & Wages Allocated
E146210 Unallocated Salaries & Wages

OPERATING REVENUE

I146300 Reimb Workers Comp Insurance

SUB-TOTAL

CAPITAL EXPENDITURE

CAPITAL REVENUE

SUB-TOTAL

TOTAL - SALARIES & WAGES

22/23 ADOPTED BUDGET		22/23 YTD ACTUAL		23/24 ANNUAL BUDGET	
REVENUE	EXPENDITURE	REVENUE	EXPENDITURE	REVENUE	EXPENDITURE
\$	\$	\$	\$	\$	\$
	2,732,851		2,229,207		2,871,134
	(2,732,851)		(2,229,207)		(2,871,134)
	0.00		0.00		0.00
5,000		0.00		5,000	
5,000	0.00	0.00	0.00	5,000	0.00
0.00	0.00	0.00	0.00	0.00	0.00
5,000	0.00	0.00	0.00	5,000	0.00

SHIRE OF LAKE GRACE
SCHEDULE 14 - OTHER PROPERTY & SERVICES
ANNUAL BUDGET
FOR THE PERIOD ENDED 30 JUNE 2024

UNCLASSIFIED	22/23 ADOPTED BUDGET		22/23 YTD ACTUAL		23/24 ANNUAL BUDGET	
	REVENUE \$	EXPENDITURE \$	REVENUE \$	EXPENDITURE \$	REVENUE \$	EXPENDITURE \$
<u>OPERATING EXPENDITURE</u>						
E147290 Refunds & Overpayments		1,000		12,545		3,000
<u>OPERATING REVENUE</u>						
I147490 Refunds & Overpayments	1,000		6,640		3,000	
SUB-TOTAL	1,000	1,000	6,640	12,545	3,000	3,000
<u>CAPITAL EXPENDITURE</u>						
<u>CAPITAL REVENUE</u>						
SUB-TOTAL	0.00	0.00	0.00	0.00	0.00	0.00
TOTAL - UNCLASSIFIED	1,000	1,000	6,640	12,545	3,000	3,000

Shire of Lake Grace
Capital Expenditure & Income
For Period Ending 30 June 2024

Major Capital Projects		Property Plant & Equipment				Infrastructure			Financing		
Particulars	GL Account Number	Job Number	Land	Building	Furn & Equipment	Plant & Equipment	Roads	Parks & Gardens	Urban Infrastructure	Principal Repayments on Loans	Total Capital Expenditure
Governance <u>Other Governance</u>											
New loan Redemption - Staff Housing Cap Exp	E042204									49,101	49,101
Loan 181 Redemption - Office Renovations Cap Exp	E042181									20,069	20,069
Admin Office Building	E042549	4205024		25,000							25,000
CEO VX Landcruiser - Disposal only	E042550	LG001CA									0
MIS GXL Prado	E042550	LG75CAP				65,000					65,000
			0	25,000	0	65,000	0	0	0	69,170	159,170
Law, Order & Public Safety <u>Other Law, Order & Public Safety</u>											
LG & NGT Digital Speed signs	E053550	053551				32,000					32,000
LG & NGT Town CCTV	E053550	53552				100,000					100,000
DFES Grant - 3 Fast Fill Trailers	E051174	511733				22,500					22,500
			0	0	0	154,500	0	0	0	0	154,500
Health <u>Other Health</u>											
8 Wattle Capital	E077502	B93CAP		30,000							30,000
			0	30,000	0	0	0	0	0	0	30,000
Education & Welfare <u>Care Of Families & Children</u>											
Relocate Toy Library to Daycare Centre	E083101	8300102		40,569							40,569
			0	40,569	0	0	0	0	0	0	40,569
Housing <u>Staff Housing</u>											
1 Quondong Street (CEO House)	E091910	9199101		34,000							34,000
3 Clark Street	E091960	9196114		18,750							18,750
6 Banksia Pl Capital	E091960	9196044		17,500							17,500
65A Bennett St Capital	E091970	9197094		15,000							15,000
			0	85,250	0	0	0	0	0	0	85,250
Community Amenities <u>Urban Stormwater Drainage</u>											
Dykes Road Drainage	E104501	1040502							46,000		46,000
<u>Public Toilets</u>											
Varley Public Toilet	E107102	1071024		66,982							66,982
<u>Cemetery</u>											
Lake King Cemetery New Fence	E107259	113061							50,000		50,000
Lake Grace Cemetery Roadway Reseal Bitumen	E107260								50,000		50,000
			0	66,982	0	0	0	0	146,000	0	212,982
Recreation & Culture <u>Public Halls, Civic Centres</u>											
Lake Grace Hall - Refurbish, new doors, airconditioning	E111007	LGPFCAP		300,000							300,000
Lake Grace Lakes Village Hall	E111007	LGVHCAP		25,000							25,000
<u>Swimming Pools</u>											
Lake Grace Pool - Reinstall Diving Board & Net	E112521	1125211				50,000					50,000
Lake Grace Swimming Pool Blankets & Roller	E112521	1125212				50,500					50,500
<u>Other Recreation & Sport</u>											
Lake King Sports Pavilion	E113152	113014		410,000							410,000

Particulars	GL Account Number	Job Number	Land	Building	Furn & Equipment	Plant & Equipment	Roads	Parks & Gardens	Urban Infrastructur e	Principal Repayment s on Loans	Total Capital Expenditure
LG Sports Pavillion Bar Upgrade	E113152	113006		25,000							25,000
Varley Sports Pavilion - External painting	E113152	113007		45,000							45,000
Newdegate Hockey Shed Replacement Cap Exp	E113154	1131542		69,000							69,000
Loan 198 Redemption - Sporting Precinct Cap Exp	E113159									24,216	24,216
Lighting for Newdegate Hockey Field	E113175	113036						95,000			95,000
Lake Grace Football Field Lighting Upgrade	E113175	113037						51,000			51,000
Lake Grace Sporting Complex Entry	E113175	113048						150,000			150,000
Jam Patch New BBQ & Picnic Shelters	E113175	113055						200,000			200,000
1 Stubbs St Park (LG Visitors Centre Park)	E113175	113066						20,000			20,000
Newdegate Street Bin Shrouds	E113175	113067						50,000			50,000
Walkway Shelters LG	E113175	113069						15,000			15,000
Lighting LG and LK Play Grounds	E113175	113070						40,000			40,000
Padley Park Stormwater Capture (CWSP)	E113175	113071						40,000			40,000
LG Bowling Club Lights	E113175	113072						90,000			90,000
LG Football Electronic Score Board	E113178	1131781			40,000						40,000
Loan 182 Redemption Cap Exp - LG Sporting Precinct	E113182									19,623	19,623
Community All Ages Playground Lake Grace (Constr)	E113293	113201						530,851			530,851
Community All Ages Playground Lake Grace (fence)	E113293	113202						10,000			10,000
Lake Grace Pump Track	E113293	113203						120,000			120,000
<u>Libraries</u>											
Lake King Library	E115420	L1BLKCA		25,000							25,000
<u>Other Culture</u>											
Lake Grace RV Park	E116114	1161140						100,000			100,000
<u>Heritage</u>											
AIM Building Capital	E117041	1170014		60,507							60,507
LG RSL Hall	E117041	1170084		30,000							30,000
			0	989,507	40,000	100,500	0	1,511,851	0	43,839	2,685,697
Transport											
<u>Roads Construction</u>											
Jarring South Rd Resheet SLK 0-2 & 13-16	E121200	1210511					22,500				22,500
Magenta Road (R2R) SLK 34.50 - 39.50	E121200	1210489					18,000				18,000
Rodger Rd SLK 0.00-5.64	E121200	1210513					258,434				258,434
Mallee Hill Rd SLK 10.60-13.6	E121200	1210498					131,341				131,341
Mallee Hill Rd SLK 13.60-15.30	E121200	1210514					216,409				216,409
Fitzgerald Rd SLK 5.00-9.76	E121200	1210515					285,035				285,035
Magenta Rd SLK 49.68-51.68	E121200	1210516					109,007				109,007
Nth LG-Karlgarin 25.73-31.81 (RRG)	E121200	1210517					442,715				442,715
Old Ravensthorpe 22.10-27.00 (RRG)	E121200	1210518					279,495				279,495
West Kuender Rd SLK 0.00-3.10	E121200	1210519					386,697				386,697
Winchcombe Rd SLK 5.00-10.80	E121200	1210520					340,808				340,808
Hatters Hill Rd SLK 22.1-27.1	E121200	1210521					308,064				308,064
Burngup Rd SLK 0.0-4.0	E121200	1210522					210,793				210,793
Crooks/Kent SLK 0-4	E121200	1210523					242,779				242,779
Biddy Camm Rd SLK 58.32-62.83	E121200	1210524					425,369				425,369
Biddy Bunice Rd SLK 2.75-5.71	E121200	1210525					353,034				353,034
Rasmussen Rd & McCracken Rd SLK 0.13 – 0.26	E121200	1210526					170,303				170,303
Waddell St Whole Length SLK 0 – 1	E121200	1210527					50,399				50,399
Lake Grace Footpaths	E121312	121302							25,000		25,000
NGT Footpath	E121312	121303							150,000		150,000
<u>Maintenance Streets, Roads, Bridges, Depots</u>											
Fuel Storage Lake Grace Depot	E121704	1217041							80,000		80,000

Particulars	GL Account Number	Job Number	Land	Building	Furn & Equipment	Plant & Equipment	Roads	Parks & Gardens	Urban Infrastructur e	Principal Repayment s on Loans	Total Capital Expenditure
<u>Capital Vehicle Purchase/Disposals</u>											
Skid Steer	E123059	PL27CAP									0
Skid Steer Plant Trailer	E123059	PL28CAP				60,000					60,000
Backhoe	E123059	PL29CAP				210,000					210,000
Builders 4WD Ute	E123059	PL34CAP				60,000					60,000
Mobile Traffic Light Trailer	E123059	PL35CAP				30,000					30,000
LG Community Bus	E123060	PL36CAP				260,000					260,000
Disposal only											
Volvo L60E Wheel Loader - PLOD05	E123059										0
HINO Tip Truck P&G Maintenance - PTCK03	E123060										0
			0	0	0	620,000	4,251,182	0	255,000	0	5,126,182
Economic Services											
<u>Tourism & Area Promotion</u>											
Visitor Centre Improvements Cap Exp	E132500	1325014		30,000							30,000
LK Tractor Musuem Shed	E132502	1322051		120,000							120,000
Newdegate Musuem Shed	E132502	1322052		160,000							160,000
LG Lookout Upgrade	E132503	1325031						100,000			100,000
LG & NGT Digital Display Sign	E132504	1325041				100,000					100,000
<u>Other Economic Services</u>											
Buniche Dam Revitalisation (CWSP)	E136501	136007							75,000		75,000
Dempster Rock Dam Revitalisation (CWSP)	E136501	136008							12,071		12,071
Construct New Newdegate Dam	E136501	136009							140,000		140,000
<u>Land Development</u>											
Loan 189 Redemption - LG Residential Land Cap Exp	E137560									5,667	5,667
Loan 203 Redemption Purchase & Develop Industrial La	E137571									58,606	58,606
Lake Grace Industrial Land	E137350		100,000								100,000
7 Quondong Ct - VACANT LAND											
			100,000	310,000	0	100,000	0	100,000	227,071	64,273	901,344
Grand Total			100,000	1,547,308	40,000	1,040,000	4,251,182	1,611,851	628,071	177,282	9,395,694

Shire of Lake Grace
Capital Expenditure & Income
For Period Ending 30 June 2024

Major Capital Projects		REVENUE										
Particulars	GL Account Number										Own Source	Total Capital Income
		Proceeds Sale of Asset (Ex GST)	Capital Grants & Contributions	Drought Communities Program	Local Roads & Community Program	DSR LGGs	CSRFF	Regional Road Group	MRWA Direct Grant	Roads to Recovery	Funds (Muni)	
Governance <i>Other Governance</i>												
New loan Redemption - Staff Housing Cap Exp	E042204										49,101	49,101
Loan 181 Redemption - Office Renovations Cap Exp	E042181										20,069	20,069
Admin Office Building	E042549										25,000	25,000
CEO VX Landcruiser - Disposal only	E042550	90,909										90,909
MIS GXL Prado	E042550	48,000										48,000
		138,909	0	0	0	0	0	0	0	0	94,170	233,079
Law, Order & Public Safety <i>Other Law, Order & Public Safety</i>												
LG & NGT Digital Speed signs	E053550										32,000	32,000
LG & NGT Town CCTV	E053550										100,000	100,000
DFES Grant - 3 Fast Fill Trailers	E051174		22,500								0	22,500
		0	22,500	0	0	0	0	0	0	0	132,000	154,500
Health <i>Other Health</i>												
8 Wattle Capital	E077502										30,000	30,000
		0	0	0	0	0	0	0	0	0	30,000	30,000
Education & Welfare <i>Care Of Families & Children</i>												
Relocate Toy Library to Daycare Centre	E083101				40,569	LRCIP 4					0	40,569
		0	0	0	40,569	0	0	0	0	0	0	40,569
Housing <i>Staff Housing</i>												
1 Quondong Street (CEO House)	E091910										34,000	34,000
3 Clark Street	E091960										18,750	18,750
6 Banksia PI Capital	E091960										17,500	17,500
65A Bennett St Capital	E091970										15,000	15,000
		0	0	0	0		0		0		85,250	85,250
Community Amenities <i>Urban Stormwater Drainage</i>												
Dykes Road Drainage	E104501										46,000	46,000
<i>Public Toilets</i>												
Varley Public Toilet	E107102										66,982	66,982
<i>Cemetery</i>												
Lake King Cemetery New Fence	E107259										50,000	50,000
Lake Grace Cemetery Roadway Reseal Bitumen	E107260										50,000	50,000
		0	0	0	0	0	0	0	0	0	212,982	212,982
Recreation & Culture <i>Public Halls, Civic Centres</i>												
Lake Grace Hall - Refurbish, new doors, airconditioning	E111007				200,000	LRCIP 4					100,000	300,000
Lake Grace Lakes Village Hall	E111007										25,000	25,000
<i>Swimming Pools</i>												
Lake Grace Pool - Reinstall Diving Board & Net	E112521										50,000	50,000
Lake Grace Swimming Pool Blankets & Roller	E112521				50,000	LRCIP 4					500	50,500
<i>Other Recreation & Sport</i>												
Lake King Sports Pavilion	E113152		200,000								200,000	410,000
					10,000	LRCIP 4						

Particulars	GL Account Number	Proceeds Sale of Asset (Ex GST)	Capital Grants & Contributions	Drought Communities Program	Local Roads & Community Program	DSR LGGS	CSRFF	Regional Road Group	MRWA Direct Grant	Roads to Recovery	Own Source Funds	Total Capital Income
											(Muni)	
LG Sports Pavillion Bar Upgrade	E113152										25,000	25,000
Varley Sports Pavillion - External painting	E113152										45,000	45,000
Newdegate Hockey Shed Replacement Cap Exp	E113154				69,000	LRCIP 3						69,000
Loan 198 Redemption - Sporting Precinct Cap Exp	E113159										24,216	24,216
Lighting for Newdegate Hockey Field	E113175										95,000	95,000
Lake Grace Football Field Lighting Upgrade	E113175										51,000	51,000
Lake Grace Sporting Complex Entry	E113175				150,000	LRCIP 4						150,000
Jam Patch New BBQ & Picnic Shelters	E113175				200,000	LRCIP 3 + 4						200,000
1 Stubbs St Park (LG Visitors Centre Park)	E113175										20,000	20,000
Newdegate Street Bin Shrouds	E113175										50,000	50,000
Walkway Shelters LG	E113175										15,000	15,000
Lighting LG and LK Play Grounds	E113175										40,000	40,000
Padley Park Stormwater Capture (CWSP)	E113175										40,000	40,000
LG Bowling Club Lights	E113175				90,000	LRCIP 4					0	90,000
LG Football Electronic Score Board	E113178										40,000	40,000
Loan 182 Redemption Cap Exp - LG Sporting Precinct	E113182										19,623	19,623
Community All Ages Playground Lake Grace (Constr)	E113293			203,489	327,362	LRCIP 3						530,851
Community All Ages Playground Lake Grace (fence)	E113293										10,000	10,000
Lake Grace Pump Track	E113293				120,000	LRCIP 4						120,000
<u>Libraries</u>												
Lake King Library	E115420										25,000	25,000
<u>Other Culture</u>												
Lake Grace RV Park	E116114										100,000	100,000
<u>Heritage</u>												
AIM Building Capital	E117041										60,507	60,507
LG RSL Hall	E117041										30,000	30,000
		0	200,000	203,489	1,516,810	0	0	0	0	0	1,065,846	2,986,145
Transport												
<u>Roads Construction</u>												
Jarring South Rd Resheet SLK 0-2 & 13-16	E121200										22,500	22,500
Magenta Road (R2R) SLK 34.50 - 39.50	E121200										18,000	18,000
Rodger Rd SLK 0.00-5.64	E121200									258,434		258,434
Mallee Hill Rd SLK 10.60-13.6	E121200										131,341	131,341
Mallee Hill Rd SLK 13.60-15.30	E121200				216,409							216,409
Fitzgerald Rd SLK 5.00-9.76	E121200				279,986						5,049	285,035
Magenta Rd SLK 49.68-51.68	E121200										109,007	109,007
Nth LG-Karlgarin 25.73-31.81 (RRG)	E121200							293,670			149,045	442,715
Old Ravensthorpe 22.10-27.00 (RRG)	E121200							186,330			93,165	279,495
West Kuender Rd SLK 0.00-3.10	E121200									386,697		386,697
Winchcombe Rd SLK 5.00-10.80	E121200										340,808	340,808
Hatters Hill Rd SLK 22.1-27.1	E121200										308,064	308,064
Burngup Rd SLK 0.0-4.0	E121200									210,793		210,793
Crooks/Kent SLK 0-4	E121200										242,779	242,779
Biddy Camm Rd SLK 58.32-62.83	E121200										425,369	425,369
Biddy Bunice Rd SLK 2.75-5.71	E121200										353,034	353,034
Rasmussen Rd & McCracken Rd SLK 0.13 – 0.26	E121200										170,303	170,303
Waddell St Whole Length SLK 0 – 1	E121200										50,399	50,399
Lake Grace Footpaths	E121312										25,000	25,000
NGT Footpath	E121312										150,000	150,000
<u>Maintenance Streets, Roads, Bridges, Depots</u>												
Fuel Storage Lake Grace Depot	E121704										80,000	80,000

Particulars	GL Account Number									Own Source Funds (Muni)	Total Capital Income
		Proceeds Sale of Asset (Ex GST)	Capital Grants & Contributions	Drought Communities Program	Local Roads & Community Program	DSR LGGS	Regional Road Group	MRWA Direct Grant	Roads to Recovery		
<u>Capital Vehicle Purchase/Disposals</u>											
Skid Steer	E123059	15,000									15,000
Skid Steer Plant Trailer	E123059	3,000								57,000	60,000
Backhoe	E123059	20,000								190,000	210,000
Builders 4WD Ute	E123059	30,000								30,000	60,000
Mobile Traffic Light Trailer	E123059									30,000	30,000
LG Community Bus	E123060	20,000	\$ 100,000							140,000	260,000
Disposal only											
Volvo L60E Wheel Loader - PLOD05	E123059	20,000									20,000
HINO Tip Truck P&G Maintenance - PTCK03	E123060	5,000									5,000
		113,000	100,000	0	496,395	0	480,000	0	855,924	3,120,863	5,166,182
Economic Services											
<u>Tourism & Area Promotion</u>											
Visitor Centre Improvements Cap Exp	E132500									30,000	30,000
LK Tractor Musuem Shed	E132502									120,000	120,000
Newdegate Musuem Shed	E132502									160,000	160,000
LG Lookout Upgrade	E132503				100,000	LRCIP 4					100,000
LG & NGT Digital Display Sign	E132504									100,000	100,000
<u>Other Economic Services</u>											
Buniche Dam Revitalisation (CWSP)	E136501		100,000								100,000
Dempster Rock Dam Revitalisation (CWSP)	E136501		100,000								100,000
Construct New Newdegate Dam	E136501		100,000							40,000	140,000
<u>Land Development</u>											
Loan 189 Redemption - LG Residential Land Cap Exp	E137560									5,667	5,667
Loan 203 Redemption Purchase & Develop Industrial La	E137571									58,606	58,606
Lake Grace Industrial Land	E137350	400,000									400,000
7 Quondong Ct - VACANT LAND		35,000			0						35,000
		435,000	300,000	0	100,000	0	0	0	0	514,273	1,349,273
Grand Total		686,909	622,500	203,489	2,153,774	0	480,000	0	855,924	5,255,384	10,257,980



FEES AND CHARGES



Shire of Lake Grace

Budget 2023/24 - Schedule of Fees and Charges



ITEM	Account	2022/23	2023/24	GST
OOS - Outside the Scope of GST				
GENERAL PURPOSE FUNDING				
Rating				
Calculated Rate-in-Dollar (c) Charge				
GRV - Town sites and other spot valuations	I030102	14.0530 cents in \$	14.4746 cents in \$	OOS
UV - Rural	I030102	1.0320 cents in \$	0.8600 cents in \$	OOS
Minimum Rate - UV per assessment throughout the Shire	I030102	\$530.00	\$540.00	OOS
Minimum Rate - GRV per assessment throughout the Shire	I030102	\$520.00	\$530.00	OOS
Penalty	I030201	7%	7%	Input Tax
A penalty of 7% is applied where the instalment option has not been selected by the ratepayer and payment has not been received within 35 days of the date of the rate notice being issued or where an instalment remains unpaid. (FM Reg 19A)				
Rates by Instalment				
Administration Fee - per instalment (FM Reg 67)	I030250	\$11.00	\$11.00	OOS
Interest Charge (FM Reg 68)	I030206	5.5%	5.5%	Input Tax
Rating Enquiries				
Rates Enquiries General	I030205	\$30.00	\$30.00	Exempt
Property Settlement Enquiry	I030205	\$60.00	\$60.00	Exempt
Complete Property Search	I030205	\$70.00	\$70.00	Incl GST
GOVERNANCE				
Maps				
Black & White Maps, A4 or A3 paper size	I042440	\$10.00	\$10.30	Incl GST
Coloured Maps, A4 or A3 paper size	I042440	\$13.50	\$13.90	Incl GST
Black & White Maps, A4 or A3 paper size, laminated	I042440	\$23.50	\$24.20	Incl GST
Coloured Maps, A4 or A3 paper size, laminated	I042440	\$26.50	\$27.30	Incl GST
Coloured Maps, A2 or A1 paper size, unlaminated	I042440	\$26.50	\$27.30	Incl GST
Other				
Electoral Rolls	I042450	\$8.00	\$8.00	Incl GST
Administration Fee - Staff Time	I042440	Actual Cost	Actual Cost	
Copy of Council Minutes (per annum) – Hard copy mailed	I042440	\$155.00	\$159.60	Incl GST
Copy of Council Minutes (per annum) – Access from website	I042440	Exempt	Exempt	
Freedom Of Information Regulations 1993 (FOI) *Set by Statute				
Freedom of Information Application Fee	I042440	\$30.00	\$30.00	OOS
Staff time dealing with application per hour or pro rata	I042440	\$30.00	\$30.00	OOS
Access time supervised by staff per hour or pro rata plus actual additional cost to the agency of any special arrangements (e.g.. Hire of facilities or equipment)	I042440	\$30.00	\$30.00	OOS
Charges for photocopying per hour or pro rata	I042440	\$30.00	\$30.00	OOS
Per copy	I042440	\$0.20	\$0.20	OOS
Staff time to transcribe information from tape or other device per hour or pro rata	I042440	\$30.00	\$30.00	OOS
Charge for duplicating tape, film or computer information	I042440	Actual Cost	Actual Cost	OOS
Charge for delivery, packaging and postage	I042440	Actual Cost	Actual Cost	OOS
Advance Deposits under section 18(1) of the Act as a percentage of the estimated charges which will be payable in excess of the application fee	I042440	\$0.25	\$0.25	OOS

Shire of Lake Grace

Budget 2023/24 - Schedule of Fees and Charges



ITEM	Account	2022/23	2023/24	GST
OOS - Outside the Scope of GST				
Further advance deposit which may be required by an agency under section 18(4) of the Act, expressed as a percentage of the estimated charges which will be payable in excess of the application fee	I042440	\$0.75	\$0.75	OOS
For an Applicant who is:				
impecunious, in the opinion of the agency to whom the application is made;	I042440	the charge is reduced by 25%	the charge is reduced by 25%	OOS
the holder of a currently valid pensioner concession card and issued on behalf of the Commonwealth to that person, or any other card which may be prescribed as being a pensioner concession card under the Rates and Charges (Rebates and Deferments) Act 1992	I042440	the charge is reduced by 25%	the charge is reduced by 25%	OOS
ANIMAL CONTROL				
Dog Registration Fees *Set by Statute				
Sterilised Dogs* -- Discounts applicable				
One year of registration	I052420	\$20.00	\$20.00	OOS
Three years of registration	I052420	\$42.50	\$42.50	OOS
Lifetime registration	I052420	\$100.00	\$100.00	OOS
Unsterilised Dogs* -- Discounts applicable				
One year of registration	I052420	\$50.00	\$50.00	OOS
Three years of registration	I052420	\$120.00	\$120.00	OOS
Lifetime registration	I052420	\$250.00	\$250.00	OOS
Dangerous Dogs* (Dog Act s. 33E, Dog Regulations r. 4) -- Discounts are not applicable				
One year of registration	I052420	\$50.00	\$50.00	OOS
Registration Fee Discounts* -- Fee rounded up, discounts applied multiplicatively				
Dog owned by pensioner		Reduce fee by 50%	Reduce fee by 50%	
Dog used for droving/tending stock		Reduce fee by 75%	Reduce fee by 75%	
Registration after 31 May in any year, for that registration year		Reduce fee by 50%	Reduce fee by 50%	
Dog tag (replacement)	I052420	\$1.00	\$1.00	Incl GST
Registration of dog kept in an approved kennel establishment licensed under s. 27				
Per Establishment	I052420	\$200.00	\$200.00	OOS
Kennels -				
- Application		\$50.00	\$50.00	OOS
- Annual licence - 10 or fewer dogs		\$100.00	\$100.00	OOS
- Annual licence - more than 10 dogs		\$150.00	\$150.00	OOS
Dog Pound Fees				
Impounding Fee	I052410	\$70.00	\$70.00	OOS
Pound Sustenance Fee (per day)	I052410	\$20.00	\$20.00	OOS
Destruction or Disposal	I052410	At Cost	At Cost	
Cat Registration Fees *Set by Statute				
Grant or Renewal of Registration*				
One year, if after 31 May in any year for that registration year	I052420	\$10.00	\$10.00	OOS
One year, at any other time	I052420	\$20.00	\$20.00	OOS

Shire of Lake Grace

Budget 2023/24 - Schedule of Fees and Charges



ITEM	Account	2022/23	2023/24	GST
OOS - Outside the Scope of GST				
Three years	I052420	\$42.50	\$42.50	OOS
Lifetime	I052420	\$100.00	\$100.00	OOS
Cat owner is a pensioner		Reduce fee by 50%	Reduce fee by 50%	
Cat Breeders Registration*				
Grant or renewal per breeding cat (male or female)	I052420	\$100.00	\$100.00	OOS
Cat tag (replacement)	I052420	\$1.00	\$1.00	incl GST
Fencing Local Law				
Application for electrified or razor wire fencing		\$50.00	\$50.00	Exempt
Cat Pound Fees				
Impounding Fee	I052410	\$70.00	\$70.00	OOS
Pound Sustenance Fee (per day)	I052410	\$20.00	\$20.00	OOS
Destruction or Disposal	I052410	At Cost	At Cost	
HEALTH				
ADMINISTRATION & INSPECTION				
Environmental Protection (Noise) Regulations 1997				
Noise Management Plan Fee	I074355	\$500.00	\$500.00	OOS
Late fee for notifiable event \$500 (Reg 19D)	I074355	\$500.00	\$500.00	OOS
Food Business (Food Act 2008)				
Notification				
- Exempt*		No charge	No charge	Incl GST
- All Others	I074420	\$65.00	\$67.00	Incl GST
Registration				
- Exempt*				
- Registration	I074420	\$55 or \$115 Risk base	\$55 or \$110 Risk base	Incl GST
- Low Risk	I074420	\$60.00	\$62.00	Incl GST
- Medium/High Risk	I074420	\$110.00	\$113.30	Incl GST
*Exempt Food Businesses a Food Business:-				
i) in which 100% of profits go for community or charitable causes, staff or contractors are not paid and the food is cooked and presented for immediate consumption or is not potentially hazardous food.				
ii) that sell only pre-packaged non-potentially hazardous food (eg:newsagents selling pre-packaged confectionary or hairdressers serving tea/coffee in connection with another service).				
Liquor Act Certification Section 39	I074355	\$122.00	\$125.70	Incl GST
Lodging Housing				
Annual Registration Fee	I074430	\$180.00	\$185.40	OOS
Annual Renewal (refer Health Local Law)	I074430	\$180.00	\$185.40	OOS
Caravan Parks – Camping Grounds *Set by Statute				
Application				
#Application Fee or Multiplication of Site Prices (which ever is greater)	I074422	\$200.00	\$200.00	OOS
Licence				
# Long Stay Sites - per site	I074422	\$6.00	\$6.00	OOS
# Short Stay Sites and Sites in Transit - per site	I074422	\$6.00	\$6.00	OOS
# Camp Sites - per site	I074422	\$3.00	\$3.00	OOS
# Overflow - per site	I074422	\$1.50	\$1.50	OOS

Shire of Lake Grace

Budget 2023/24 - Schedule of Fees and Charges



ITEM	Account	2022/23	2023/24	GST
OOS - Outside the Scope of GST				
# Licence Renewal After Expiry	I074422	\$20.00	\$20.00	OOS
# Temporary Licence - Pro-rata of application fee with minimum	I074422	\$100.00	\$100.00	OOS
# Transfer of Licence	I074422	\$100.00	\$100.00	OOS
# Fees are set under the Caravan Parks and Camping Grounds Regulations 1997				
Trading in Thoroughfares and Public Places -				
Annual licence for outdoor eating facilities in public places	I074355	\$30.50	\$31.40	OOS
- Stallholder - single event	I074355	\$10.00	\$10.00	Incl GST
- Stallholder - community / non-profit group	I074355	Free	Free	Incl GST
- Trading - Single event / 1 week	I074355	\$40.50	\$41.70	Incl GST
- Trading - Up to 1 month	I074355	\$81.00	\$83.40	Incl GST
- Trading - Up to 6 months	I074355	\$152.25	\$156.80	Incl GST
- Trading - Annual	I074355	\$304.50	\$313.60	Incl GST
Public Building/Events - (Health (Public Buildings) Regs 1992)				
- Assessment - Public Building/Event - Low/Medium Risk	I074358	\$101.50	\$104.55	Incl GST
- Assessment - Public Building/Event - Medium Risk/ High Risk	I074358	\$253.75	\$261.35	Incl GST
Building Rentals				
- Assessment - Alteration to Existing Public Building	I074359	\$101.50	\$104.55	Incl GST
Annual Inspection	I074359	\$100.00	\$103.00	Incl GST
Private Swimming Pools				
Application to construct, alter or amend	I074356	\$58.45	\$58.45	
Annual inspection	I074356	\$58.45	\$58.45	
EHO				
EHO hourly rate - applied to any application process where it has been determined that the amount of time taken to obtain required info and conduct inspection has been deemed excessive to normal	I074357	\$95.00	\$97.85	
Hire of Shire Buildings				
Medical Centre Rooms – per Hour	I077450	\$20.50	\$21.10	Incl GST
Medical Centre Rooms – per Day	I077450	\$112.00	\$115.30	Incl GST
HOUSING				
Shire Housing Rentals (Staff)				
Weekly rent linked to Current Market Value Rental	I092410	Various	Various	Input Tax
Shire Housing (Other)				
14 Blackbutt Way, Lake Grace (per week)	I092410	\$400.00	\$460.00	Input Tax
COMMUNITY AMENITIES				
Kerbside Rubbish Bin Service *				
<i>* Only applicable to townsites or properties accessible from the road between towns. Properties can apply for more than one bin service.</i>				
Weekly rubbish bin pickup service for one bin (per year)	I101410	\$143.00	\$147.00	OOS
Weekly rubbish bin pickup service for one bin for eligible pensioner (per year)	I101410	\$82.00	\$84.00	OOS
Provision of green 240L rubbish bin		Free with each service paid for	Free with each service paid for	
Replacement of green 240L rubbish bin		Free	Free	

Shire of Lake Grace

Budget 2023/24 - Schedule of Fees and Charges



ITEM	Account	2022/23	2023/24	GST
			OOS - Outside the Scope of GST	
Recycling Bin Service *				
<i>* Only applicable to Lake Grace and Newdegate, pickups alternate weekly between the towns. Properties can apply for more than one bin service.</i>				
Fortnightly recycling bin pickup service for one bin (per year)	I101412	\$147.00	\$151.00	OOS
Provision of yellow-top 240L recycling bin		Free with each service paid for	Free with each service paid for	
Replacement of yellow-top 240L recycling bin		Free	Free	
Trade and Other Refuse (per m3)	I101420	\$90.00	\$92.70	Incl GST
Commercial (per m3)	I101420	\$11.00	\$11.30	Incl GST
Asbestos Waste Disposal				
Disposal at Lake Grace Refuse Site (per m3)	I101420	\$120.00	\$240.00	Incl GST
Waste				
Opening of tip outside of ordinary hours, Lake Grace & Newdegate only	I101420	\$150.00	\$154.00	Incl GST
Used Engine Oil per L > 50 Litres	I101420	\$0.20	\$0.20	Incl GST
Commercial/Industrial waste per m3	I101420	\$50.00	\$51.50	Incl GST
Commercial/Industrial waste per box trailer	I101420	\$40.00	\$41.20	Incl GST
Contaminated Soil (up to Class 2 threshold only) per m3	I101420	\$120.00	\$123.60	Incl GST
Septic Waste Disposal (WWTP) per 1000 litres	I103800	\$60.00	\$61.80	Incl GST
Uncontaminated Building Rubble per (per m3) (includes brick, concrete, rock, soil, green waste) (At the discretion of the landfill site operator)	I101420	\$27.00	\$27.80	Incl GST
Commercial/Industrial Recycling Drop-Off (per m3)	I101420	\$40.00	\$41.20	Incl GST
Commercial/Industrial Recycling Drop-Off - Minimum Charge	I101420	\$20.00	\$20.60	Incl GST
Special Burials (inc Clinical (per m3))	I101420	\$100.00	\$103.00	Incl GST
Car Tyres (4WD)	I101420	No longer accepted	No longer accepted	
Truck Tyres	I101420	No longer accepted	No longer accepted	
Earth Mover Tyres	I101420	No longer accepted	No longer accepted	
Septic Tank				
Septic Tank Application Fee *	I103441	\$118.00	\$118.00	OOS
Septic Tank Permit to Use *	I103441	\$118.00	\$118.00	OOS
Local Government Septic Tank Report Fee	I103441	\$120.10	\$120.10	Incl GST
<i>* Fees are set under the Health (Treatment of Sewage and Disposal of Effluent and Liquid Waste) Regulations 1974.</i>				
Sewerage Fixtures - Lake Grace Sewerage Scheme				
1st Major Fixture	I103452	\$260.00	\$268.00	OOS
Additional Fixtures	I103452	\$115.00	\$118.00	OOS
Specified Area Rates - Lake Grace Sewerage Scheme				
Calculated Rate-in-Dollar Charge				
GRV	I103450	4.75 cents in the \$	4.89 cents in the \$	OOS
Town Planning Fees *Set by Statute				
Development Applications				
1. Determination of development application (other than for an extractive industry) where the development has <u>not</u> commenced or been carried out and the estimated cost of the development is -				
- not more than \$50,000	I106110	\$147.00	\$147.00	OOS

Shire of Lake Grace

Budget 2023/24 - Schedule of Fees and Charges



ITEM	Account	2022/23	2023/24	GST
OOS - Outside the Scope of GST				
- more than \$50,000 but not more than \$500,000	I106110	0.32% of the estimated cost of development	0.32% of the estimated cost of development	OOS
- more than \$500,000 but not more than \$2.5 million	I106110	\$1,700 + 0.257% for every \$1 in excess of \$500,000	\$1,700 + 0.257% for every \$1 in excess of \$500,000	OOS
- more than \$2.5 million but not more than \$5 million	I106110	\$7,161 + 0.206% for every \$1 in excess of \$2.5 million	\$7,161 + 0.206% for every \$1 in excess of \$2.5 million	OOS
- more than \$5 million but not more than \$21.5 million	I106110	\$12,633 + 0.123% for every \$1 in excess of \$5 million	\$12,633 + 0.123% for every \$1 in excess of \$5 million	OOS
- more than \$21.5 million	I106110	\$34,196.00	\$34,196.00	OOS
2. Determining a development application (other than for an extractive industry) where the development has commenced or been carried out	I106110	The fee in item 1 plus, by way of penalty, twice that fee	The fee in item 1 plus, by way of penalty, twice that fee	OOS
3. Determination of development application for an extractive industry where the development has <u>not</u> commenced or been carried out	I106110	\$739.00	\$739.00	OOS
4. Determining a development application for an extractive industry where the development has commenced or been carried out	I106110	The fee in item 3 plus, by way of penalty, twice that fee	The fee in item 3 plus, by way of penalty, twice that fee	OOS
5A. Determining an application to amend or cancel development approval	I106110	\$295.00	\$295.00	OOS
5. Providing a subdivision clearance for -	I106110	\$73.00 per lot	\$73.00 per lot	OOS
(a) not more than 5 lots	I106110	\$73.00 per lot	\$73.00 per lot	OOS
(b) more than 5 lots but not more than 195 lots	I106110	\$73.00 per lot for the first 5 lots and then \$35 per lot	\$73.00 per lot for the first 5 lots and then \$35 per lot	OOS
(c) more than 195 lots	I106110	\$7,393.00	\$7,393.00	OOS
6. Determining an initial application for approval of a home occupation or home business where the home occupation or home business has <u>not</u> commenced	I106110	\$222.00	\$222.00	OOS
7. Determining an initial application for approval of a home occupation or home business where the home occupation or home business has commenced	I106110	The fee in item 6 plus, by way of penalty, twice that fee	The fee in item 6 plus, by way of penalty, twice that fee	OOS
8. Determining an application for the renewal of an approval a home occupation or home business where the application is made before the approval expires.	I106110	\$73.00	\$73.00	OOS
9. Determining an application for the renewal of an approval of home occupation or home business where the application is made after the approval has expired	I106110	The fee in item 8 plus, by way of penalty, twice that fee	The fee in item 8 plus, by way of penalty, twice that fee	OOS
10. Determining an application for a change of use or for an alteration or extension or change of a non-conforming use to which item 1 does not apply, where the change or the alteration, extension or change has <u>not</u> commenced or been carried out	I106110	\$295.00	\$295.00	OOS
11. Determining an application for a change of use or for an alteration or extension or change of a non-conforming use to which item 2 does not apply, where the change or the alteration, extension or change has commenced or been carried out	I106110	The fee in item 10 plus, by way of penalty, twice that fee	The fee in item 10 plus, by way of penalty, twice that fee	OOS
12. Public advertising of development applications, scheme amendments, Structure Aplans, Activity Centre Plans or Development Plans.	I106110	Cost plus 10% administration fee plus 10% GST	Cost plus 10% administration fee plus 10% GST	Incl GST
13. Providing a zoning certificate	I106110	\$73.00	\$73.00	OOS

Shire of Lake Grace

Budget 2023/24 - Schedule of Fees and Charges



ITEM	Account	2022/23	2023/24	GST
			OOS - Outside the Scope of GST	
14. Replying to a property settlement questionnaire	I106110	\$73.00	\$73.00	OOS
15. Providing written planning advice	I106110	\$73.00	\$73.00	OOS
16. Scheme Amendments	I106110			
a) upon lodgement of the Scheme Amendment request with the local government	I106110	\$1,485.00	\$1,485.00	Incl GST
b) following initiation of Scheme Amendment by the local government and prior to referral to the EPA for environmental clearance	I106110	\$1,485.00	\$1,485.00	Incl GST
17. Structure Plans, Activity Centre Plans or Development Plans	I106110			
a) upon lodgement of the Structure Plan, Activity Centre Plan or Development Plan with the local government	I106110	\$1,485.00	\$1,485.00	Incl GST
b) following adoption of the Structure Plan, Activity Centre Plan or Development Plan by the local government and prior to public advertising.	I106110	\$1,485.00	\$1,485.00	Incl GST
18. Liquor act Certification Section 40	I106110	\$122.00	\$122.00	Incl GST
19. Deemed to comply check - development approval exemption for single house	I106110	\$295.00	\$295.00	Incl GST
Cemetery Fees				
Interment - Adult Burial	I107410	At Cost	\$1,200.00	Incl GST
Interment - Child Burial (under 7 years)	I107410	At Cost	\$1,100.00	Incl GST
Interment - Ashes into Grave	I107410	\$160.00	\$160.00	Incl GST
Interment - Ashes into Niche Wall & Plaque Mounting	I107410	\$160.00	\$160.00	Incl GST
Plaque Mounting only (on Niche Wall)	I107410	N/A	\$100.00	Incl GST
Re-Opening Fee – Adult	I107410	At Cost	\$1,400.00	Incl GST
Re-Opening Fee – Child	I107410	At Cost	\$1,200.00	Incl GST
Exhumation	I107410	At Cost	\$1,400.00	Incl GST
Re-interment after exhumation	I107410	At Cost	\$800.00	Incl GST
Cemetery Fees Additional				
Interment without due notice	I107410	\$82.50	\$85.00	Incl GST
Grave Digging beyond 1.8m	I107410	\$70.00	\$100.00	Incl GST
Vault Permit	I107410	\$20.50	\$21.00	Incl GST
Interment Works on Weekends and Public Holidays (Graves and Niche Wall)	I107410	\$173.00	\$173.00	Incl GST
Interment of Ashes and/or Plaque Mounting done by Family/Relative		N/A	Reduce fee by 50%	
Reservation Fees				
Grant of Right of Burial (25 years)	I107410	\$125.00	\$130.00	Incl GST
Transfer of Grant of Right of Burial (duration carried over)	I107410	\$87.00	\$90.00	Incl GST
Niche Wall Single Plot (25 years)	I107410	Free	\$40.00	Incl GST
Niche Wall Double Plot (25 years)	I107410	Free	\$55.00	Incl GST
Transfer of Niche Wall Reservation (duration carried over)	I107410	Free	Free	Incl GST
License & Permit Fees				
Funeral Director Licence - Annual	I107410	\$103.00	\$110.00	OOS
Funeral Director Licence - Single Permit	I107410	\$86.50	\$90.00	OOS
Monumental Mason License - Single Permit	I107410	\$52.00	\$55.00	OOS
Work Permit – Monument Erection (Foundation, Base & Headstone)	I107410	\$82.50	\$85.00	Incl GST
Work Permit – Full Monument Erection (Foundation, Base, Headstone, Kerbing, Slab Cover/Infill)	I107410	\$193.50	\$200.00	Incl GST
Work Permit - Upgrade Monument to Full Monument	I107410	\$77.50	\$80.00	Incl GST
Work Permit - Additional Inscription or Repair of Monument	I107410	N/A	\$40.00	Incl GST
Work Permit - Relocate Monument to Cemetery	I107410	N/A	\$125.00	Incl GST

Shire of Lake Grace

Budget 2023/24 - Schedule of Fees and Charges



ITEM	Account	2022/23	2023/24	GST
			OOS - Outside the Scope of GST	
RECREATION & CULTURE				
Hall Hire Fees (for all halls within the Shire)				
Community Hall Hire				
Short Term Hire (including supper room and kitchen)				
Per hour between 6:00 am to 6:00 pm	I111410	\$8.00	\$8.20	Incl GST
Entire block from 6:00 am to 6:00 pm	I111410	\$45.00	\$46.30	Incl GST
Per hour between 6:00 pm to 6:00 am	I111410	\$16.50	\$17.00	Incl GST
Entire block from 6:00 pm to 6:00 am	I111410	\$112.00	\$115.30	Incl GST
Single Hirer - Multiple bookings each week (including supper room & kitchen)				
Per hour between 6:00 am to 6:00 pm	I111410	\$6.00	\$6.20	Incl GST
Entire block from 6:00 am to 6:00 pm	I111410	\$36.00	\$37.10	Incl GST
Per hour between 6:00 pm to 6:00 am	I111410	\$12.00	\$12.30	Incl GST
Entire block from 6:00 pm to 6:00 am	I111410	\$104.00	\$107.10	Incl GST
Long Term Multiple Sessions Hire (Client to clean) per hour	I111410	\$6.00	\$6.20	Incl GST
Seniors Wellness 100% Concession		Free	Free	
Hall Hire Bonds	Trust			
Hire without liquor being present	L001401	\$100.00	\$100.00	OOS
Hire when liquor is present	L001401	\$150.00	\$150.00	OOS
Equipment	L001401	\$153.00	\$157.50	OOS
Damage to any hired equipment is to be recouped	I111410	At Cost	At Cost	Incl GST
Key Bond - All Facilities	Trust			
Bond for Shire facility key	L001401	\$26.00	\$26.00	OOS
Liquor Permit Fees				
Per Permit (per day) For an occasional licence	I111481	\$7.00	\$7.00	Incl GST
Lakes Village Hall				
Hour	I111410	\$16.50	\$17.00	Incl GST
Day	I111410	\$51.00	\$52.50	Incl GST
Swimming Pool Fees - Lake Grace				
Adults (excluding Seniors/Pensioners/Spectators)	I112410	\$4.00	\$4.00	Incl GST
Child or Student (over 5 years and attending school)	I112410	\$3.00	\$3.00	Incl GST
Toddlers (under 5 years)		Free	Free	
Spectator (Non Swimmer)	I112410	\$1.00	\$1.00	Incl GST
Seniors/Pensioners	I112410	\$2.00	\$2.00	Incl GST
Swimming Classes (Vacation & Interim)	I112410	\$1.00	\$1.00	Incl GST
Season Tickets				
(dependent child is 16 years of age or a full time student)				
Adult (16 years and over)	I112410	\$118.00	\$121.00	Incl GST
Child, Student, Senior, Pensioners	I112410	\$88.50	\$91.00	Incl GST
Family with 2 dependent children	I112410	\$173.00	\$178.00	Incl GST
Family with 3 or more dependent children	I112410	\$203.50	\$209.00	Incl GST
Single Parent with 2 dependent children	I112410		\$133.50	Incl GST
Single Parent with 3 or more dependent children	I112410		\$156.70	Incl GST
Discount on season tickets 15 kilometres and over from pool	I112410	\$0.10	\$0.10	Incl GST
Australia Day Lions Celebration Free Pool Entry until noon				
Sale of Fitness Equipment - Cost plus 5% mark up				

Shire of Lake Grace

Budget 2023/24 - Schedule of Fees and Charges



ITEM	Account	2022/23	2023/24	GST
			OOS - Outside the Scope of GST	
Swimming Pool Fees - Newdegate				
Adult (16 & over years per season)	I112413	\$79.50	\$81.90	Incl GST
Seniors/Pensioners/Students/Child per season	I112413	\$62.00	\$63.80	Incl GST
Family (with up to two dependents)	I112413	\$161.00	\$165.80	Incl GST
Family (with up to three or more dependents)	I112413	\$191.50	\$197.20	Incl GST
Single Parent with 2 dependent children	I112413		\$124.30	Incl GST
Single Parent with 3 or more dependent children	I112413		\$147.90	Incl GST
Discount on season tickets 15 kilometres and over from pool	I112413	\$0.10	\$0.10	Incl GST
Newdegate Pool - key card bond	I021176	\$10.00	\$10.00	OOS
Aquatic and Recreation Classes - Lake King				
All Classes Adults	I113205	\$8.00	\$8.00	Incl GST
All Classes Pensioner/Senior	I113205	\$6.00	\$6.00	Incl GST
All Classes Children	I113205	\$5.00	\$5.00	Incl GST
Special Program per Class	I113205	\$5.00	\$5.00	Incl GST
ARC Event	I113205	\$5.00	\$5.00	Incl GST
Package Options – Pass Books	Condition of Passes			
Pay for 10 Passes get 1 Free	· Can be used for any class			
Pay for 25 Passes get 3 Free	· No refunds			
Pay for 50 Passes get 6 Free	· Cannot be exchanged for money			
Pay for 80 Passes get 10 Free	· Can only be used in the town purchased for			
	· Must be paid for upfront			
Recreation Centres & Pavilions				
Lake Grace Sports Pavilion hire fees	I113440			
Newdegate Rec Centre Hire Fees	I113450			
Recreation Centres & Pavilions				
Per hour between 6:00 am to 6:00 pm		\$26.00	\$26.80	Incl GST
Entire block from 6:00 am to 6:00 pm		\$205.00	\$211.00	Incl GST
Per hour between 6:00 pm to 6:00 am		\$31.00	\$32.00	Incl GST
Entire block from 6:00 pm to 6:00 am		\$245.00	\$252.00	Incl GST
Bond for Pavilion	L001400	\$100.00	\$100.00	OOS
Seasonal Bond - Football, Hockey, Netball, Cricket	I021102			OOS
No seasonal bond for affiliated sporting/community groups				
History Book	I117600	\$42.00	\$42.00	Incl GST
100 Years Book	I117600	\$69.00	\$69.00	Incl GST
TRANSPORT				
Traffic Licencing and Control				
"LG" fundraiser plates -				
- Dept of Transport charge *Set by Statute	L001255	\$200.00	\$200.00	OOS
- donation to local non-profit/ community group/project, nominated by purchaser, and agreed by CEO	I021101	\$100.00	\$100.00	OOS
ECONOMIC SERVICES				
Building Control *Set by Statute				
Building Services Levy				
<u>If building work value is \$45,000 or less:</u>				
- Building permit	I133410	\$61.65	\$61.65	
- Demolition permit	I133410	\$61.65	\$61.65	
- Occupancy permit for authorised but incomplete building	I133410	\$61.65	\$61.65	
- Occupancy permit for unauthorised building	I133410	\$123.30	\$123.30	

Shire of Lake Grace

Budget 2023/24 - Schedule of Fees and Charges



ITEM	Account	2022/23	2023/24	GST
			OOS - Outside the Scope of GST	
- Occupancy permit for completed building	I133410	No Levy Payable	No Levy Payable	
- Modification to occupancy permit for additional use under <i>Building Act, s. 48</i>		No Levy Payable	No Levy Payable	
- Building approval for unauthorised building	I133410	\$123.30	\$123.30	
If building work value is more than \$45,000:				
- Building permit	I133410	0.137% of work value	0.137% of work value	
- Demolition permit	I133410	0.137% of work value	0.137% of work value	
- Occupancy permit for authorised but incomplete building	I133410			
- Occupancy permit for unauthorised building	I133410	0.274% of work value	0.274% of work value	
- Occupancy permit for completed building	I133410	No Levy Payable	No Levy Payable	
- Modification to occupancy permit for additional use under <i>Building Act, s. 48</i>	I133410	No Levy Payable	No Levy Payable	
- Building approval for unauthorised building	I133410	0.274% of work value	0.274% of work value	
Div 1. Applications for building permits, demolition permits				
Certified application for a building permit (s. 16(l)) —				
1. (a) for building work for a Class 1 or Class 10 building or incidental structure	I133410	0.19% of work value (minimum \$110.00)	0.19% of work value (minimum \$110.00)	OOS
(b) for building work for a Class 2 to Class 9 building or incidental structure	I133410	0.09% of work value (minimum \$110.00)	0.09% of work value (minimum \$110.00)	OOS
2. Uncertified application for a building permit (s. 16(l))	I133410	0.32% of work value (minimum \$110.00)	0.32% of work value (minimum \$110.00)	OOS
3. Application for a demolition permit (s. 16(l)) —				
(a) for demolition work in respect of a Class 1 or Class 10 building or incidental structure	I133425	\$110.00	\$110.00	OOS
(b) for demolition work in respect of a Class 2 to Class 9 building	I133425	\$110.00/storey	\$110.00/storey	OOS
4. Application to extend the time during which a building or demolition permit has effect (s. 32(3)(f))	I133410	\$110.00	\$110.00	OOS
Div 2 Application for occupancy permits, building approval certificates				
1. Application for an occupancy permit for a completed building (s. 46)	I133435	\$110.00	\$110.00	OOS
2. Application for a temporary occupancy permit for an incomplete building (s. 47)	I133435	\$110.00	\$110.00	OOS
3. Application for modification of an occupancy permit for additional use of a building on a temporary basis (s. 48)	I133435	\$110.00	\$110.00	OOS
4. Application for a replacement occupancy permit for permanent change of the building's use, classification (s. 49)	I133435	\$110.00	\$110.00	OOS
5. Application for an occupancy permit or building approval certificate for registration of strata scheme, plan of re-subdivision (s. 50(1) and (2))	I133435	\$11.60/strata (minimum \$115.00)	\$11.60/strata (minimum \$115.00)	OOS
6. Application for an occupancy permit for a building in respect of which unauthorised work has been done (s. 51(2))	I133435	0.18% of unauthorised work value (minimum \$110.00)	0.18% of unauthorised work value (minimum \$110.00)	OOS
7. Application for a building approval certificate for a building in respect of which unauthorised work has been done (s. 51(3))	I133435	0.38% of unauthorised work value (minimum \$110.00)	0.38% of unauthorised work value (minimum \$110.00)	OOS
8. Application to replace an occupancy permit for an existing building (s. 52(1))	I133435	\$110.00	\$110.00	OOS

Shire of Lake Grace

Budget 2023/24 - Schedule of Fees and Charges



ITEM	Account	2022/23	2023/24	GST
OOS - Outside the Scope of GST				
9. Application for a building approval certificate for an existing building where unauthorised work has not been done (s. 52(2))	I133435	\$110.00	\$110.00	OOS
10. Application to extend the time during which an occupancy permit or building approval certificate has effect (s. 65(3)(a))	I133435	\$110.00	\$110.00	OOS
Appointment of a new builder	I133435	\$110.00	\$110.00	OOS
Other applications				
1. Application as defined in regulation 31 (for each building standard in respect of which a declaration is sought)	I133430	\$2,160.15	\$2,160.15	OOS
Application for approval of battery powered smoke alarms (regulation 61)	I133430	\$179.40	\$179.40	OOS
Building Surveyor - Time Cost	I133405	\$69.00/hour	\$69.00/hour	Incl GST
Building Surveyor - Travel Cost	I133405	\$0.86/km	\$0.86/km	Incl GST
Swimming Pool Inspection - 53(2) of Building Regulations 2012				
Swimming Pool Inspection Costs - 4 yearly pool fence inspection	I133412	\$58.45	\$58.45	OOS
Construction Training Fund Levy (BCITF)				
- If building project value is \$20,000 or less		No charge	No charge	OOS
- If building project value is more than \$20,000		0.2% of project value	0.2% of project value	OOS
Bond - Trust				
Footpath, Kerb & Road Bond (Trust)	I021174	\$1,000.00	\$1,000.00	OOS
Bushfire Planning Assessments - if Required				
Report - At Cost	I133405	At Cost	At Cost	Incl GST
Inspection Cost – Time Cost	I133405	\$69.00	\$69.00	Incl GST
Travel cost per kilometre - sedan, utility etc. (amended)	I133405	\$0.86	\$0.86	Incl GST
Standpipe Water				
Per Kilo Litre (1,000 litres)	I136100	\$3.00	\$3.00	Exempt
Swipe Card Bond - Trust	I021108	\$51.00	\$51.00	Exempt
New Swipe Card	I136100	Free with bond	Free with bond	OOS
Replacement Swipe Card	I136100	\$51.00	\$51.00	Incl GST
Admin Fee (applied with new or replacement swipe cards)	I136100	\$35.50	\$35.50	Incl GST
Extractive Industries				
- Annual licence	I136120	\$344.00	\$344.00	Incl GST
- Transfer of Licence	I136120	\$114.00	\$114.00	Incl GST
Tourism & Area Promotion				
AIM admission Fee Adult over 16	I132415		\$5.00	Incl GST
AIM admission Family with dependent children	I132415		\$10.00	Incl GST
OTHER PROPERTY AND SERVICES				
Hire of Plant (includes operator)				
Grader – per hour	I141460	\$233.75	\$247.20	Incl GST
Loader (Large) – per hour	I141460	\$233.75	\$247.20	Incl GST
Loader (Small) – per hour	I141460	\$191.30	\$206.00	Incl GST
Loader - Skid Steer - per hour	I141460	\$178.20	\$185.40	Incl GST
Truck (Semi-side Tipper) – per hour	I141460	\$206.30	\$216.30	Incl GST
Truck (Single Axle) – per hour	I141460	\$138.75	\$144.20	Incl GST
Backhoe – per hour	I141460	\$178.20	\$185.40	Incl GST
Multi Wheel Roller (16 tonne) – per hour	I141460	\$146.25	\$154.50	Incl GST

Shire of Lake Grace

Budget 2023/24 - Schedule of Fees and Charges



ITEM	Account	2022/23	2023/24	GST
			OOS - Outside the Scope of GST	
Vibrating Roller (60 inch) – per hour	I141460	\$150.00	\$154.50	Incl GST
Tractor – per hour	I141460	\$123.75	\$133.90	Incl GST
Tractor (with road broom attached) – per hour	I141460	\$131.25	\$139.00	Incl GST
Tractor (with slasher) – per hour	I141460	\$131.25	\$139.00	Incl GST
John Deere Tractor Mower – per hour	I141460	\$112.50	\$123.60	Incl GST
Light Vehicle Hire (when required) – cents/km	I141460	\$1.20	\$1.20	Incl GST
Sundry Plant – per day	I141460	\$77.50	\$82.40	Incl GST
Private Works				
Private Works, as quoted by Shire, for a non-profit organisation		At Cost	At Cost	Incl GST
Private Works in any other circumstance		At Cost + 25%	At Cost + 25%	Incl GST
Labour only, per hour - e.g. travel, waiting	I141460	\$58.00	\$61.80	Incl GST
Sales of Stock and Materials				
Gravel ex pits – per m3	I141460	\$4.00	\$5.50	Incl GST
Gravel ex Town Stock – per m3	I141460	\$16.50	\$17.00	Incl GST
Sand ex Town Stock – per m3	I141460	\$36.00	\$37.00	Incl GST
Materials ex Stock				
5mm, 7mm, 10mm & 14mm Aggregate ex Stock – per m3	I141460	\$86.00	\$92.70	Incl GST
Slabs & Bricks				
Sale of Bricks - each	I141460	\$0.50	\$0.50	Incl GST