



Shire of Lake Grace

22 November 2023

Ordinary Council Meeting

INFORMATION BULLETIN

ITEM 16.0 - ATTACHMENTS

TABLE OF CONTENTS

REPORTS:

Title of Report	Pages
Infrastructure Services Report	2-9
<u>EXTERNAL ORGANISATIONS</u>	
WALGA Regional Road Group Report November 2023	10-11
Eastern Wheatbelt Biosecurity Group AGM Minutes and Annual Report 16 October 2023	12-25

CIRCULARS, MEDIA RELEASES & NEWSLETTERS:

Community Newsletters as circulated via email	0
---	---



Information Bulletin
Infrastructure Services Report

Shire of Lake Grace

Prepared for the November 2023 Ordinary Council Meeting
presenting information to the end of October 2023

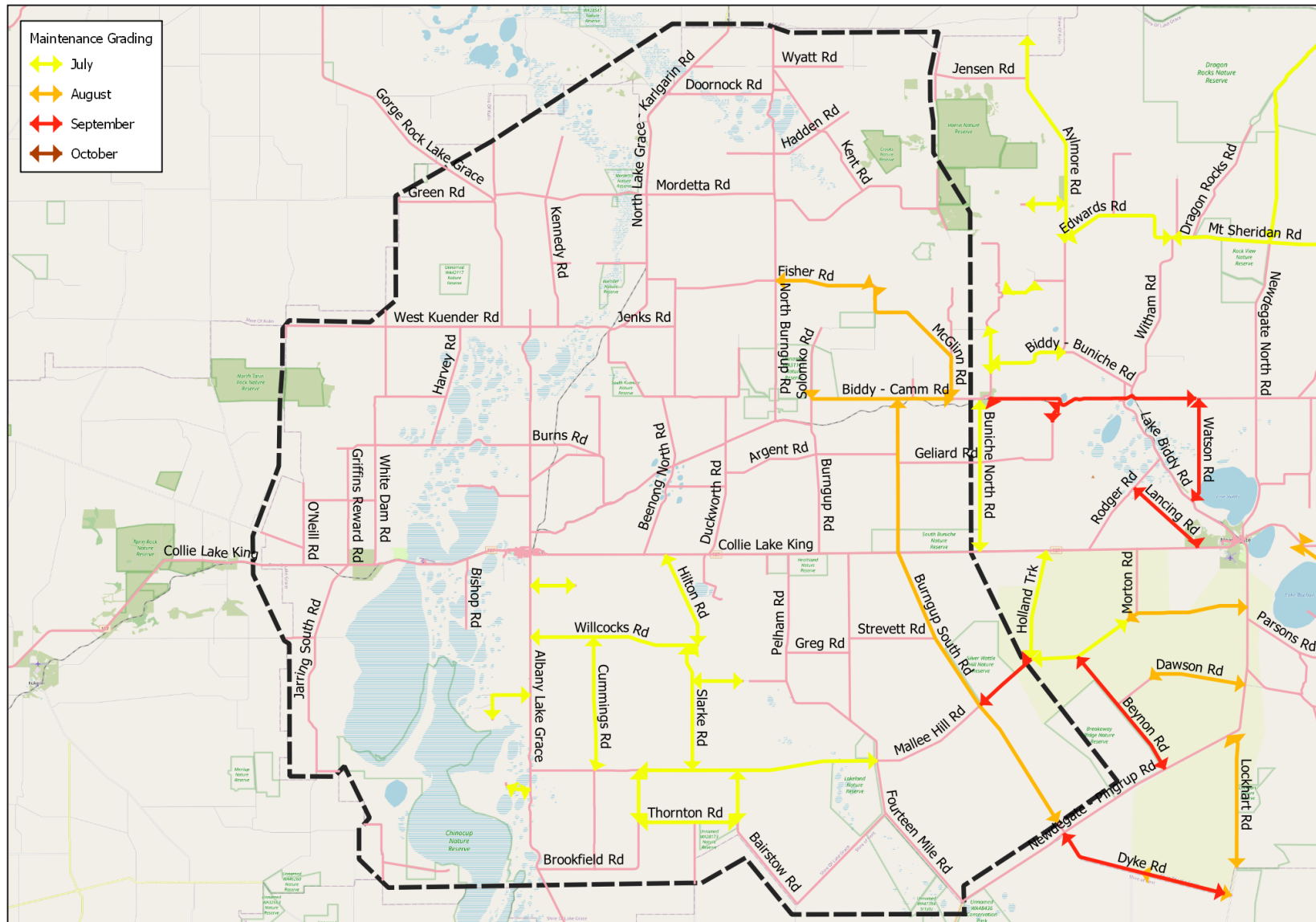
Road Maintenance Grading

For the month of October 2023

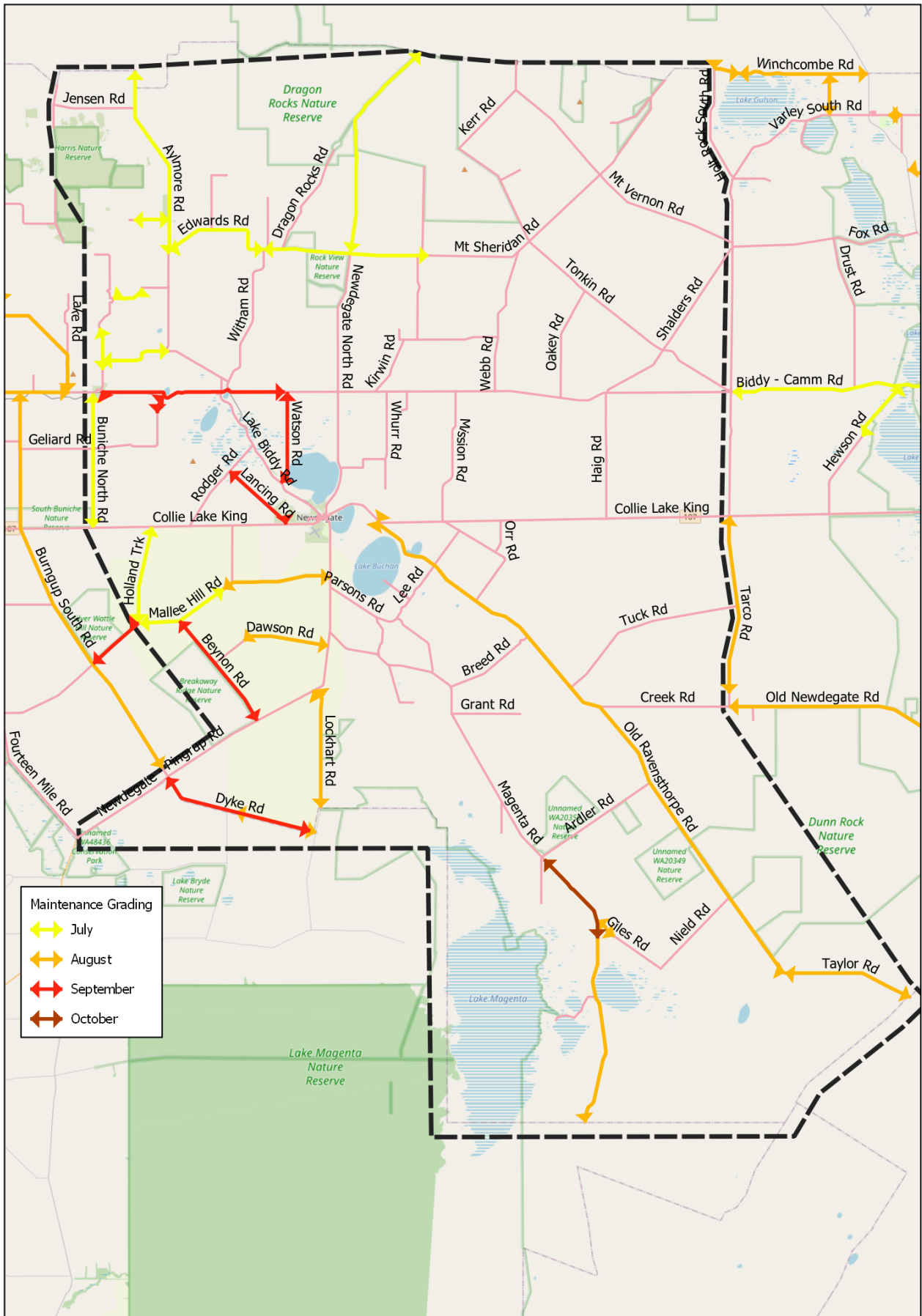
<i>Lake Grace Area</i>		<i>Newdegate Area</i>		<i>Lake King-Varley Area</i>	
<i>Road Name</i>	<i>Graded (km)</i>	<i>Road Name</i>	<i>Graded (km)</i>	<i>Road Name</i>	<i>Graded (km)</i>
<i>No grading done</i>		Magenta Rd	8.17	Ace Rd	4.99
				Biddy Camm Rd	18.09
				Broombush Flat Rd	14.88
				Fence Rd	35.64
				Finlay Rd	10.51
				Hogan Rd	15.69
				Norseman Rd	4.67
				Pickernell Rd	33.16
				Rose Rd	2.32
				Smith Rd	4.96
<u>Subtotal</u>	<u>0.00</u>	<u>Subtotal</u>	<u>8.17</u>	<u>Subtotal</u>	<u>144.91</u>

2023/24 Year-To-Date Grading by Month

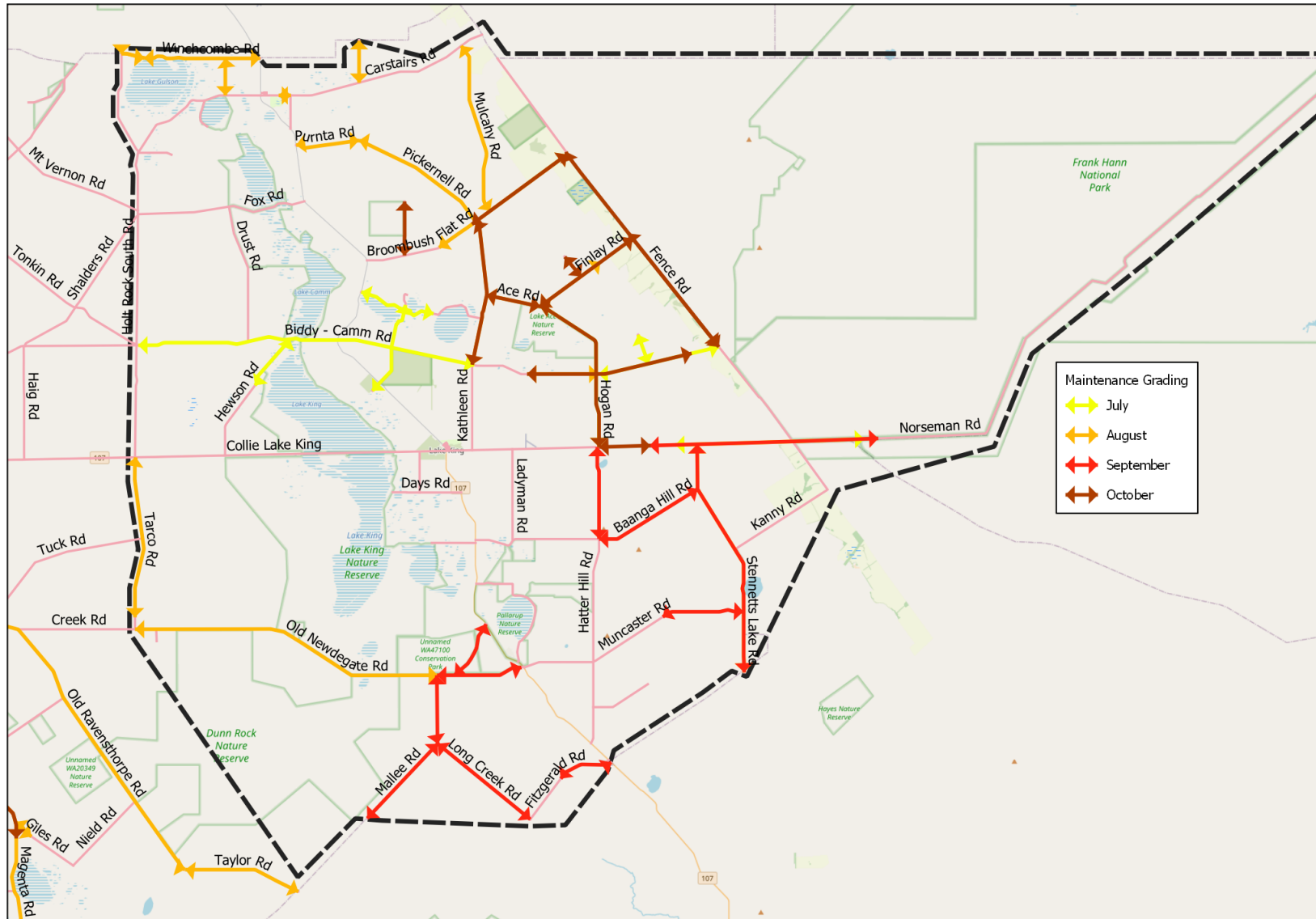
Year	Month	<i>Lake Grace Area (km)</i>	<i>Newdegate Area (km)</i>	<i>Lake King-Varley Area (km)</i>	Monthly Subtotal
2023	July	84.53	107.79	135.03	327.35
	August	63.62	108.21	145.95	317.78
	September	0.00	60.26	114.16	174.42
	October	0.00	8.17	144.91	153.08
	November				
	December				
2024	January				
	February				
	March				
	April				
	May				
	June				
	To-Date	<u>148.15</u>	<u>284.43</u>	<u>540.05</u>	<u>972.63</u>



Monthly maintenance grading – Lake Grace area



Monthly maintenance grading – Newdegate area



Monthly maintenance grading – Lake King-Varley area

Plant Maintenance

Plant Repairs

Plant	Plant Description	Action
PGRA07	2015 John Deere 770G Grader	Turbo, EGR Valve repairs, 250 hour service.
PLOD06	Volvo MC70C Skid Steer	Replacement battery.
PLVU52	2021 Ford Ranger Dual Cab	Puncture repair. Replace 2 x tyres.
PLVU54	2022 Isuzu MU-X	Repair windscreen.
PTRA12	2000 Roadwest Sidetipper	Replace 1 x tyre.
PTRA13	2000 Roadwest Sidetipper	Replace 2 x tyres.
PTRA18	2007 Earnshaw Dropdeck Float	Supply valves and fittings.

Building Construction & Maintenance

Construction

- Nil.

Maintenance

Lake Grace

- 1 Quondong Court.
- 10b Gumtree Drive
- 6 Blackbutt Way.
- 8 Wattle Drive.
- Australian Inland Mission.
- Lakes Village Hall.
- Playgroup.
- Railway Public Toilets.
- Shire Depot.
- Visitor Centre.
- Visitor Centre Park.

Newdegate

- Country Club.
- Recreation Centre.
- Swimming Pool.

Lake King

- Public Toilets.

Varley

- Public Hall.

Other

- Nil.

Parks & Gardens Maintenance

Lake Grace

- General maintenance, gardening/mowing & tidying of gardens and parks.
- Pruning vegetation at sewerage ponds.
- Tidying up of 33a Absolon Street.
- Tidying up of 3 Clark Avenue.

Newdegate

- General maintenance, gardening/mowing of the recreation grounds, parks and skate park.

Lake King

- Carried out general gardening, mowing and spraying to all parks and gardens.
- Gardening to Library gardens.

Varley

- Carried out gardening maintenance and general maintenance, including spraying, mowing, raking of the town site, sports complex and cemetery for weeds.

Pingaring

- Nil.

Customer Service Requests

For the period of 1 July 2023 to 31 October 2023:

Category	Complete	Incomplete	Total	% Complete
Works	6	0	6	100.0%
Building	2	1	3	66.7%
Parks & Gardens	2	0	2	100.0%
<i>Total</i>	<i>10</i>	<i>1</i>	<i>11</i>	<i>90.9%</i>



Regional Road Group Report

November 2023

Roads

Local Government Transport and Roads Research and Innovation Program (LGTRRIP)

WALGA has published the first of a series of LGTRRIP projects, in collaboration with Main Roads WA and the National Transport Research Organisation. The projects address the selection of low-cost road safety improvements, considerations for sealing Local Government Roads and the selection of sustainable road construction practices. A further four projects have commenced, and these will address the use of crumbed rubber modified bitumen's and reclaimed asphalt products in asphalt and sprayed seal applications, design and construction guidance for the use of crushed recycled concrete and a catalogue of typical pavement structures for local roads.

Update of User Guides for calculating the cost of road wear for defined freight tasks

Due to recent escalation in road construction costs, WALGA has initiated an update of the unit rates that are used to underpin the methodologies in the User Guides for calculating the cost of road wear for defined freight tasks on sealed and unsealed roads. WALGA will use the data collected in the upcoming unit rates survey by the Grants Commission to determine the appropriate rates for the guides.

Condition Assessment of Roads of Regional Significance

Proposals to conduct the condition assessment work in the South West region of WA have been received by the WALGA Infrastructure Team and are currently undergoing internal evaluation. The winning proposal is expected to be announced in November 2023 with a likely project commencement date in December/January.

Road Rail Interface Agreements

Rail Interface Agreements are a requirement under the *Rail Safety National Law (WA) Act 2015*. A model *pro forma* agreement between Local Governments and Arc Infrastructure is nearing the end of negotiations and should be available for Local Government review and action soon. This agreement updates various elements of the existing agreements, particularly adding clarification on types of works and the responsibilities of both parties. As soon as this is complete, WALGA will liaise with each affected Local Government to provide advice around the new agreement.

Funding

State Road Funds to Local Government Agreement 2023/24 – 2027/28

Working groups have been established to progress implementation of the commitments made in the agreement in relation to:

1. Increasing application of the Safe System approach to the local road network
2. Employment of Aboriginal people; and
3. Use of recycled materials in road construction and maintenance.

Terms of Reference have been prepared and WALGA is in the process of recruiting senior officers with expertise in each area to participate with further membership to be added in the new year.

Multi-Criteria Assessment (MCA) Model Revisions

Work continues to harmonise the MCA models used by Regional Road Groups to prioritise project proposals for funding under the Road Project Grant funding pool. The proposed changes reflect the new focus areas of the State Roads Funds to Local Governments Agreement, while still allowing for flexibility to recognise the significant differences between regions. The review processes for each region have commenced with the intent of delivering a new model over the course of 2024.

Business Case for Safety Improvement to High Speed Sealed Local Government Roads

The proposed investment by Federal and State Governments to improve the level of safety provided to users of high speed, sealed Local Government roads in peri-urban and rural areas has been included in the State Budget submission and an advocacy program is being developed in conjunction with program partner the RAC.

Road Safety

LG Stars: Road Safety Ratings for Local Government Roads Tool

The LG Stars tool is now complete and available for Local Governments to use. Including both a paper version and online application, the tool provides an easy-to-use, cost-effective, and repeatable method for assessing the safety of Local Government roads. Ultimately, the tool will support the inclusion of road safety considerations in long-term works programs and investment decisions, while providing a baseline assessment of the safety of the Local Government road network. More information about the tool and access to the paper and online versions can be found here: <https://www.roadwise.asn.au/local-government/lgstars.aspx>.

Road Safety Council Update

The Annual Report on Council Activities 2022-23 was reviewed and approved at the September meeting of the Road Safety Council (the Council). That report was tabled in Parliament, by the Minister for Road Safety, on 11 October 2023 [tp+2418+\(2023\)+road+safety+council+-+annual+report+2022-23.pdf \(parliament.wa.gov.au\)](https://www.parliament.wa.gov.au/tp+2418+(2023)+road+safety+council+-+annual+report+2022-23.pdf).

At the September meeting, the Council also discussed: the development of the next Driving Change Action Plan, evaluation of Road Trauma Trust Account funded programs, unregistered vehicles and unlicensed motorists. WALGA presented the *LG Stars Safety Ratings Tool for Local Government Roads*.



Minutes for the Eastern Wheatbelt Biosecurity Group (EWBG) Annual General Meeting held Monday 16th of October, 2023 at Merredin Recreation Centre.

Chairperson: Scott Stirrat.

- 1. Opening of Meeting:** 10.33am.
- 2. Attendance and Apologies:**
 - a. Attendance:** Ross Della Bosca, Mark Crees, Steve Hunt, Jim Sullivan, Margaret Sullivan, Jamie Taylor, Travis McConnell, Steve Palm, Stuart Putt, Scott Stirrat, Lisa O'Neill, Peter Barnes, Ron Burro, Jason Davis, Romolo Patroni.
 - b. Apologies:** Melissa Price, Len Armstrong, Jo Dean, Mia Davies, Rebecca McCall, Dean Sinclair, Darren West, Tom Mulcahy, Hon. Jackie Jarvis and Gary Guerini.
- 3. Disclosure of Interests:** Nil.
- 4. Confirmation of Minutes:**
 - a. Board Meeting held 12th of June 2023, at Merredin CRC, Merredin.
 - b. AGM held 18th of October 2022, at Merredin CRC, Merredin.

Motion:

That the minutes presented from the meeting held on the 12th of June 2023 are accepted as a true and accurate record.

***Moved: R. Patroni. Seconded: M. Crees.
Carried.***

Motion:

That the minutes presented from the meeting held on the 18th of October 2022 are accepted as a true and accurate record.

***Moved: J. Sullivan. Seconded: S Palm.
Carried.***

- 5. Business Arising from Previous Minutes:**
 - a. Wild Rabbit Control Update (addressed in general business).
 - b. Bankwest Term deposit (addressed in finance).
- 6. Adoption of Financial Statement:**
 - a. 2022/2023 Audited Financials presented.

Action – that the motion to move the 2022/2023 Audited Financials occurs at the next EWBG Board meeting due to a small error in the totalled numbers. Audit Partners Australia will resend audit and the board will set to move this audit at the next meeting.



b. 2022/23 Budget Forecast as per Operational Plan.

Action: The Committee of Management will meet prior to the end of December 2023 to endorse the 2024/25 Operation Plan for EWBG.

c. Change of Bank

EWBG Executive Officer to investigate the change from Bankwest to Bendigo/Commonwealth/Westpac as Bankwest will no longer be holding a business section to their bank.

7. Appointment of Auditor

Motion:

The Eastern Wheatbelt Biosecurity Group appoint Audit Partners Australia as the auditors for 2023/24 fiscal year.

**Moved: S. Hunt. Seconded: S. Putt.
Carried.**

8. Setting of Membership Fee

Motion:

The Eastern Wheatbelt Biosecurity Group's will set a membership fee of \$100 for 2023/24 for the eleven member Shire's of the group.

**Moved: M. Crees. Seconded: S. Palm.
Carried.**

9. Chairs Report

Motion:

That the Eastern Wheatbelt Biosecurity Group's Chairpersons report was presented by Scott Stirrat and included in the 2022-2023 Annual report.

**Moved: S. Stirrat. Seconded: M. Crees.
Carried.**

10. Agenda Items

a. EWBG Overview

EWBG Executive Officer provided an overview of the operations and set up of the EWBG to increase understanding of the EWBG for all interested parties.



Action: to increase public promotion of environmental benefits from the EWBG's control activities.

b. LPMT Update

An update on operations was presented by Jamie Taylor and a written update from Stuart McEwan.

c. DBCA Update

DBCA will be providing a new MOU for the EWBG. Operations will continue the same for this financial year. In 2024/25 DBCA will be looking to employ an individual to assist with Biosecurity operations and will no longer be providing funds to the EWBG. The EWBG will continue to support DBCA's control activities where possible.

d. DPIRD Update

DPIRD update as per presented document.

e. WSA Update (IGO).

Western Area's Ltd (known now as IGO) will no longer be parting in a Sponsorship Agreement with the EWBG.

f. Rabbit Control

The EWBG to this point have received 16 EOI's into the Wild Rabbit Bait Mixing Days (3 x Kondinin, 5 x Lake Grace, 3 x Kulin, 2 x Merredin, 1 x Westonia, 1 x Yilgarn). The EWBG will continue to advertise these mixing days through to January.

11. General Business:

a. National Biosecurity Levy

Concerns were raised regarding the introduction of a National Biosecurity Levy. The EWBG will further investigate this levy and provide an update to the Board at the next meeting.

b. Newsletter to landholders

The EWBG will look for ways to actively engage landholders on a more regular basis. Every 6 months will look to send a newsletter with information about activities of the EWBG.

Action: The EWBG will approach the eleven member Shire's to obtain information about data sharing opportunities for Landholders of the EWBG (mailing list).

12. Next Meeting: March 2024 (TBC).

13. Close of Meeting: 11.43am.



EASTERN WHEATBELT BIOSECURITY GROUP INC.

Annual Report

For

2022/23 FINANCIAL YEAR

Prepared by Lisa O'Neill

Proudly supported by

- ◆ SHIRE OF KONDININ ◆ SHIRE OF KULIN ◆ SHIRE OF LAKE GRACE ◆ SHIRE OF MERREDIN ◆
- ◆ SHIRE OF MT MARSHALL ◆ SHIRE OF MUKINBUDIN ◆ SHIRE OF NAREMBEEN ◆ SHIRE OF NUNGARIN ◆
- ◆ SHIRE OF TRAYNING ◆ SHIRE OF WESTONIA ◆ SHIRE OF YILGARN ◆



Department of Biodiversity,
Conservation and Attractions



ROYALTIES
FOR REGIONS



Department of
Primary Industries and
Regional Development

1.0 Table of Contents

1.0	Table of Contents.....	1
2.0	Chair Report – Scott Stirrat (Narembeen Representative).....	2
3.0	Overview.....	3
3.1	Achievements.....	3
4.0	EWBG Aims and Objectives.....	5
4.1	Our Aim (Vision).....	5
4.2	Our Role (Mission).....	5
4.3	Objectives.....	5
5.0	Direction.....	6
6.0	Summary.....	7
	Appendix 1: RBG Area of Operation.....	8
	Appendix 2: Audited Financial Report.....	9
	Appendix 3: Reported Wild Dog Activity in EWBG Operational Area.....	10

2.0 Chair Report – Scott Stirrat (Narembreen Representative)

I'm pleased to say that the last 12 months have been a successful year for the Eastern Wheatbelt Biosecurity Group. The group through the hard work of its staff and commitment by the Board has again ensured the group's strategic focus of controlling declared pests for our 11 member Shire's and prescribed area has been achieved.

I would like to recognise and thank the staff of our group. Lisa our Executive Officer has put in a tremendous effort in all areas of the administration and ensuring that the LMPT's can get on with their job's and that the groups internal workings are properly managed. Thank you, Lisa, for your work. Frog, Stu and Seb our LPMT's. Your work out on the ground is very much appreciated. You are all very good at your profession and we appreciate the hard work you do working for the group.

Wild dogs continue to be our primary focus when it comes to declared pests. Our records show we have had 87 reported stock loses. We can confirm 11 dogs destroyed. Our aerial baiting program was completed in December, and we have laid over 20000 baits and while the effect of these baits is difficult to measure we are confident that it is significant.

I would like to acknowledge the State Government for the various funding streams that we receive as well as land owners for their contribution under the Declared Pest Rate. Certainty of funding for the group is critical to long term strategic planning and being able to implement programs required to tackle declared pests.

Our relationship with DBCA continues with the signing a new MOU which will see us providing assistance to DBCA for their own dog control activities. We work closely with DBCA, and I would like to thank them for their continued support and commitment to the relationship. Working closely with DPIRD is also very important to the success of our programs and I would like to thank them for the assistance they have provided us.

While wild dog control quite rightly remains our priority, I do believe we have capacity to enter into other areas of declared pest management. We received a request to provide some assistance with rabbit control from one of our member shires. We are currently receiving expressions of interest from our Shires, and we will look to provide assistance with bait mixing to land owners. Thank you to the Central Wheatbelt Biosecurity Group for their assistance with this program.

Also, I want to thank all Shire Representatives for their communication and feedback that we receive.

Our group has a very passionate and committed board. Thank you to all board members for your support towards Lisa and myself over the last 12 months. I do believe we will have some challenges in the future in regards to funding, government and indigenous land access, compliance and various other challenges that will arise. I am sure these challenges can be overcome and I'm confident that as long as we stay committed to being on the front line of declared pest management, we will remain relevant and necessary.

Finally, I want to say that I am looking forward to working with the staff and the board for the next 12 months ensuring that our group moves forward and achieves all of its key objectives. I'm sure we will have another successful year.

Thanks.

Scott Stirrat- Chair
Shire of Narembreen Representative.

3.0 Overview

Established in 2001, the Eastern Wheatbelt Biosecurity Group (EWBG) is an incorporated entity with a membership comprising of eleven Local Governments. Every two years, a management team is elected to oversee the daily activities, guided by an Executive Officer.

As the EWBG is a Recognised Biosecurity Group, it allows the implementation of a Declared Pest Rate (DPR). This rate was first introduced in October 2016, and 2022-23 marks its seventh year of implementation. The Department of Primary Industry and Regional Development (DPIRD), under the Minister of Agriculture and Food, matches the rate collected, thereby amplifying the group's efforts to manage Western Australia's Declared Pests. The collection efficiency for the DPR has been high over the years, and the group extends its gratitude to landholders for their continued support.

The management team generously volunteers their time and resources, contributing an estimated \$15,000 annually in in-kind assistance across the eleven participating Shires. This figure doesn't account for the substantial contributions made by individual landholders and the community at large.

On the staffing front, EWBG employs a part-time Executive Officer and contracts Licensed Pest Management Technicians (LPMTs)—one on a part-time basis for 90 days a year and two on a full-time basis for 200 days a year.

Financial backing for the group comes from a variety of sources, including Western Areas LTD (WSA), the Department of Primary Industries and Regional Development (DPIRD), the Department of Biodiversity, Conservation and Attractions (DBCA), the State Government's Royalties for Regions program, and the eleven member Shires, which include Kondinin, Kulin, Lake Grace, Merredin, Mount Marshall, Mukinbudin, Nungarin, Narembeen, Trayning, Westonia, and Yilgarn.

The group's success is pivotal for bolstering the Eastern Wheatbelt's agricultural sector. By enhancing pest management practices, EWBG helps local businesses improve productivity and increase revenue, thereby mitigating livestock losses.

3.1 Achievements

Historically, the Eastern Wheatbelt Biosecurity Group (EWBG) has primarily focused on controlling wild dog populations, along with European red foxes and feral cats. This focus has yielded significant results, allowing local farms to reintroduce livestock and offering new opportunities for seasonal sheep agistment, thereby diversifying the region's agricultural economy.

In the 2000-2001 period, the area experienced a loss of over 2,000 sheep. However, thanks to EWBG's coordinated efforts, these numbers have dramatically decreased: to 1,000 in 2008, 135 in the 2017/18 period, and a mere 47 in 2022/23. The introduction of around 10 new RCP Permits in the 2022/23 period, facilitated by EWBG, empowers landholders to conduct their own pest control measures. It also ensures immediate support from Licensed Pest Management Technicians (LPMTs) in critical areas. EWBG not only encourages landholders to acquire an RCP Permit but also assists in the application process and covers the permit costs.

COMMUNITY CONTROL OF COMMUNITY PESTS



KONDININ • KULIN • LAKE GRACE • MERREDIN • MT MARSHALL • MUKINBUDIN • NAREMBEEN • NUNGARIN • TRAYNING • WESTONIA • YILGARN

EWBG actively seeks reports of wild dog sightings from the community and LPMTs and meticulously records all wild dog management activities within its jurisdiction. This data contributes to the National Wild Dog Strategy and is also included in the nationally-funded Feralscan database.

In the 2022/23 period, EWBG has been instrumental in enabling farmers in the south west of WA to sustain sheep and other livestock farming. This is achieved through a unified and well-coordinated strategy to manage wild dogs both within and beyond the WA State Barrier Fence, stretching from Lake Moore to Lake Grace.

4.0 EWBG Aims and Objectives

4.1 Our Aim (Vision)

Community control of community pests.

4.2 Our Role (Mission)

Protect and support the future of the Eastern Wheatbelt by working with landholders to fulfil their responsibility of managing declared pests on their land.

The EWBG believes declared pests can be better managed by working together as a community in conjunction with industry and government. Through a coordinated approach utilising a variety of strategies and technologies, EWBG can better assist and support landholders.

4.3 Objectives

The objectives of the EWBG are to:

- Control current predation of livestock by declared pests.
- Develop and implement management strategies to minimise future declared pest impacts on livestock.
- Implement best practice declared pest management on private and public lands in the region.
- Increase landholder participation, both private and public.
- Monitor, evaluate and report on the progress towards minimising declared pest impact on livestock in member shires.
- Provide proactive and positive extension activity driven by the group that will facilitate broader community awareness of declared pest issues.

5.0 Direction

The Eastern Wheatbelt Biosecurity Group (EWBG) serves as a pivotal force in aiding land managers to tackle declared pests within their designated area. Various data sources indicate that the Eastern Wheatbelt is home to considerable numbers of declared animal pests, posing both environmental and financial threats to private farmlands, unallocated crown lands, and ecosystems.

Some of the most pressing declared animal pests affecting our communities and the broader region include wild dogs, feral cats, and foxes. Despite significant strides made by EWBG in reducing wild dog numbers, continuous efforts are crucial to maintain populations at levels that allow for sustainable and profitable livestock farming across the region and state.

The group's wild dog operational plan aligns with the WA Wild Dog Action Plan: Research and Development Fund 2023-2025. This industry-led initiative assesses the economic, environmental, and social repercussions of wild dogs and outlines key strategies for their management across Western Australia. The plan aims to safeguard livestock, tourism sectors, and public safety, while also acknowledging the dingo's ecological and cultural significance.

Control of foxes and feral cats has been flagged as a high-priority issue within our operational scope, especially for livestock owners. EWBG also acknowledges the detrimental effects of foxes on local biodiversity, particularly native wildlife. Given that the EWBG's jurisdiction includes large tracts of remnant vegetation, managing foxes and feral cats is vital for both livestock sustainability and nature conservation. Effective control of these pests also enhances the efficacy of wild dog management efforts.

In December 2022, EWBG executed an aerial baiting program targeting the northern region from Lake Moore to east of the Shire of Mukinbudin. This approach maximises control and enables Licensed Pest Management Technicians (LPMTs) to survey the area effectively. The program is indispensable in alleviating the strain wild dogs place on the State Barrier Fence (SBF) and helps LPMTs manage any wild dogs that have breached the SBF into agricultural lands.

EWBG continues to collaborate with the Department of Primary Industries and Regional Development (DPIRD) using the Feralscan reporting system. This tool empowers landholders to report pest activities, helping the group to better comprehend the types, prevalence, and existing management of pests in the area. Additionally, EWBG has incorporated motion-activated cameras into their control program to enhance surveillance and monitoring of declared pests within the designated region.

6.0 Summary

This year marks another milestone for the Eastern Wheatbelt Biosecurity Group (EWBG) as it continues to evolve as a Recognised Biosecurity Group. Now in its seventh year of implementing the Declared Pest Rate (DPR) within its designated area, EWBG has been instrumental in aiding landholders in fulfilling their responsibilities to manage declared pests on their properties.

The group has strong backing from both landholders and the broader industry. EWBG has been proactive in consulting with local communities to identify key pest issues and to formulate effective strategies and partnerships for ongoing pest management improvements.

In the 2022/23 period, EWBG offered landholders the chance to gain 1080 accreditation and apply for a Restricted Chemical Permit (RCP), covering the associated costs to encourage maximum participation and comprehensive pest control. This initiative enables landholders to actively engage with the group and contribute to setting pest management priorities. EWBG representatives have been present at numerous community events to facilitate discussion with landholders about pressing pest issues and plan to continue this engagement at future industry events.

The Executive Officer actively participates in industry-relevant workshops and conferences to foster collaboration with the other 16 Recognised Biosecurity Groups. This also provides a platform for networking and mutual support among Executive Officers from different RBGs. Committee members are similarly engaged in pertinent industry discussions and meetings.

EWBG has collaborated with various stakeholders, including Ramelius Resources, MLG, the Shire of Yilgarn, Shire of Kondinin and DPIRD, to maintain all grids within its operational area. The group extends its gratitude for the substantial support received from landholders, member Shires, the Department of Primary Industry and Regional Development, Western Areas Ltd, and the Department of Biosecurity, Conservation and Attractions (DBCA). Special acknowledgment is also given to the three Licensed Pest Management Technicians (LPMTs) for their unwavering commitment and contributions to the group's success.

Committee of Management:

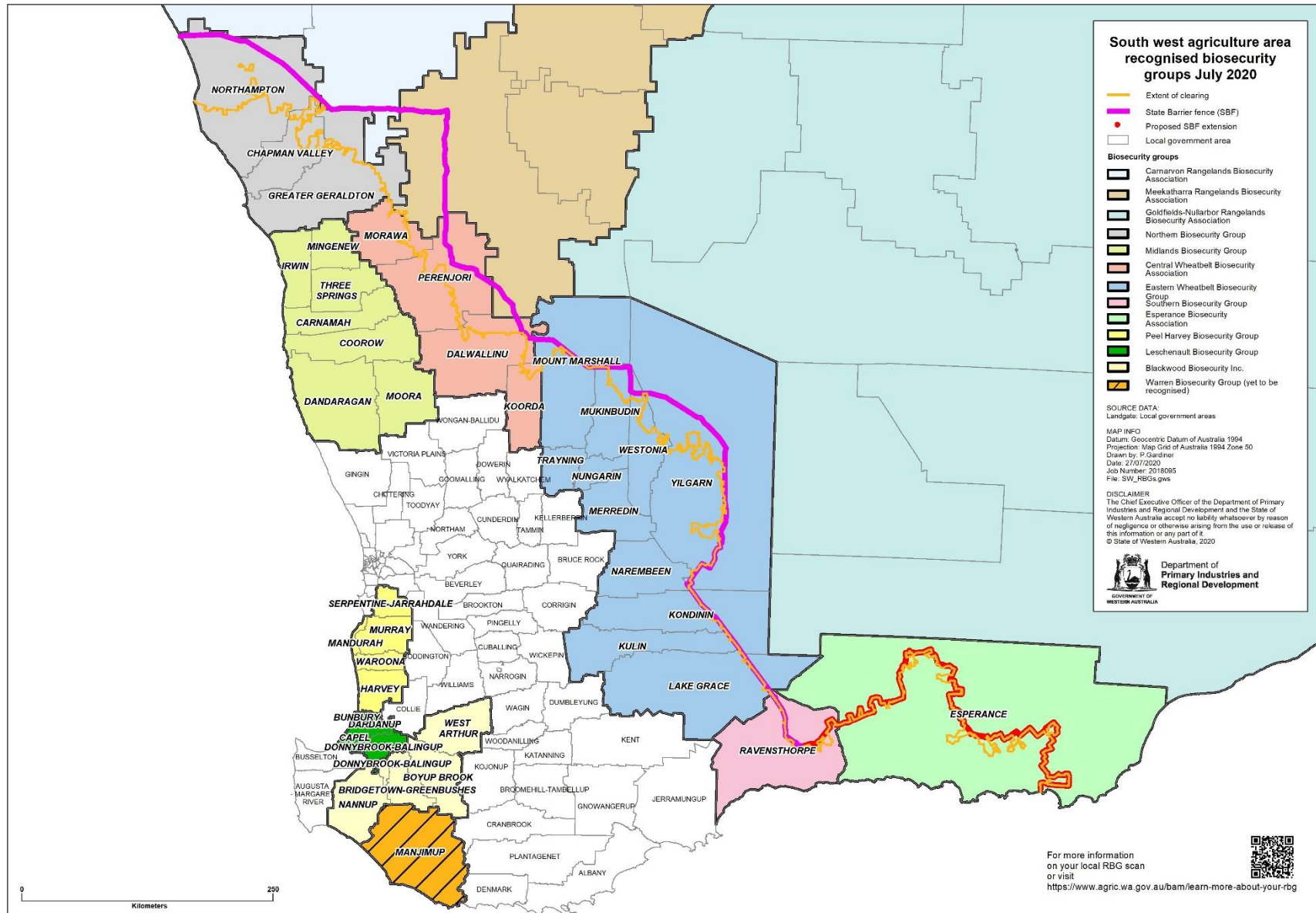
Chair – Scott Stirrat, Deputy Chair – Jason Davis.

Committee Members: Jim Sullivan, Mark Crees, Dean Sinclair, Ron Burro, Steve Palm, and Steve Hunt.

Shire Representatives for EWBG:

Merredin – Romolo Patroni, Mukinbudin – Steve Palm, Narembeen – Scott Stirrat, Westonia – Ross Della Bosca, Trayning – Peter Barnes, Nungarin – Jason Davis, Mt Marshall – Stuart Putt, Lake Grace – Steve Hunt, Kulin – Brad Taylor, Kondinin – Tom Mulcahy, Yilgarn – Gary Guerini.

Appendix 1: RBG Area of Operation



Appendix 2: Audited Financial Report

EASTERN WHEATBELT BIOSECURITY GROUP INC ABN 97 381 980 973

INCOME STATEMENT FOR THE YEAR ENDING 30 JUNE 2023

Income	DBCA	DPR	R4R	Other	Total
DBCA	24,500	-	-	-	24,500
Declared Pest Account	-	403,060	-	-	403,060
R4R Funding	-	-	100,000	-	100,000
Membership Fees Received	-	-	-	1,100	1,100
Interest	-	-	-	461	461
Other Income	-	-	-	10,000	10,000
Total Income	24,500	403,060	100,000	11,561	539,121
Expenses					
Accounting Fees	-	330	-	-	330
Administration Costs	-	4,576	-	-	4,576
Administration Support	-	42	-	-	42
Aerial Baiting	-	23,300	-	-	23,300
Audit Fees	-	2,364	-	-	2,364
Baits, Toxin & Traps	6,000	5,164	-	-	11,164
Bait Production	-	20,700	-	-	20,700
Bank Charges	-	138	-	-	138
Community Engagement	-	1,795	-	-	1,795
Conferences & Seminars	-	1,953	-	-	1,953
Contractor Payments	15,000	233,305	100,000	-	348,305
Consultancy Fees	-	2,360	-	-	2,360
Executive Support	-	1,265	-	-	1,265
Insurance	-	21,502	-	-	21,502
Office	-	3,963	-	-	3,963
Other - Annual Leave Provision	-	3,035	-	-	3,035
Subscriptions	-	191	-	-	191
Superannuation	-	4,855	-	-	4,855
Travel	-	1,223	-	-	1,223
Wages	-	46,422	-	-	46,422
Total Expenses	21,000	378,483	100,000	-	499,483
Carryover	3,500	24,577	-	11,561	39,638

Appendix 3: Reported Wild Dog Activity in EWBG Operational Area

END OF YEAR STATICS

2021-22 Fiscal Year

	LPMT 1	LPMT 2	LPMT3	Total for EWBG
Number of days worked	200	200	52	452
Baits laid (inc Aerial Bait)	5,200	10,400 (inc. Aerial bait)	4,600	20,200
Wild Dogs destroyed (not inc. all baited)	3	7	1	11 (460 expected baited)

*Landholder 1 Wild dog Destroyed.

Reported Wild Dog attacks and stock death:

Year	Month	July	Aug.	Sept.	Oct.	Nov.	Dec.	Jan.	Feb	Mar.	Apr.	May	Jun.	TOTAL
2012/13	Attacks	3	3	1	3	3	2	2	1	4	5	4	4	35
	Stock Losses	16	3	2	5	8	6	5	2	23	31	10	13	124
2013/14	Attacks	2	3	5	8	2	1	4	3	2	3	1	3	37
	Stock Losses	14	9	64	34	10	4	6	8	6	9	1	30	195
2014/15	Attacks	1	1	1	2	0	0	2	5	1	2	1	0	16
	Stock Losses	2	40	4	8	0	0	8	9	2	5	2	0	80
2015/16	Attacks	1	0	1	0	1	1	0	1	0	1	1	0	7
	Stock Losses	8	0	6	0	2	7	0	1	0	30	5	0	59
2016/17	Attacks	1	2	0	0	2	0	1	1	0	0	0	1	8
	Stock Losses	4	5	0	2	0	0	2	2	0	0	0	1	16
2017/18	Attacks	1	2	1	0	1	1	1	1	1	1	1	1	12
	Stock Losses	5	2	8	0	3	60	3	8	2	27	12	5	135
2018/19	Attacks	2	1	2	1	0	2	0	0	0	2	1	0	11
	Stock Losses	10	3	28	2	0	13	0	0	0	4	10	0	70
2019/20	Attacks	0	0	0	1	0	0	0	0	1	0	1	1	4
	Stock Losses	0	0	0	2	0	0	0	0	2	0	50	1	55
2020/21	Attacks	1	1	0	0	1	1	0	1	1	0	0	0	6
	Stock Losses	1	8	0	0	4	3	0	8	8	0	0	0	32
2021/22	Attacks	0	0	0	0	0	0	0	1	1	1	2	1	6
	Stock Losses	0	0	0	0	0	0	0	10	2	1	51	5	69
2022/23	Attacks	0	0	0	1	0	0	0	1	3	0	1	1	7
	Stock Losses	0	0	0	5	0	0	0	15	16	0	10	1	87