NOTES TO THE STATEMENT OF FINANCIAL ACTIVITY
FOR THE PERIOD ENDED 31 JULY 2019

OPERATING ACTIVITIES
NOTE 6
RATE REVENUE

General rate revenue		Budget						YTD Actual			
	Rate in $ (cents)	Number of Properties	Rateable Value	Rate Revenue	Interim Rate	Back Rate	Total Revenue	Rate Revenue	Interim Rates	Back Rates	Total Revenue
RATE TYPE				$	$	$	$	$	$	$	$
Gross rental value											
General Rate	0.132463	394	4,614,079	611,090	500	0	611,590	0	0	0	0
Unimproved value											
General Rate	0.010945	570	302,167,055	3,306,617	500	0	3,307,117	0	0	0	0
Sub-Total		964	306,781,134	3,917,707	1,000	0	3,918,707	0	0	0	0
Minimum payment	**Minimum $**										
Gross rental value											
Minimum payment	490	34	35,777	16,660	0	0	16,660	0	0	0	0
Unimproved value											
Minimum payment	490	70	794,504	34,300	0	0	34,300	0	0	0	0
Sub-total		**104**	**830,281**	**50,960**	**0**	**0**	**50,960**	**0**	**0**	**0**	**0**
Amount from general rates							**3,969,667**				**0**
Ex-gratia rates							66,500				0
Total general rates							**4,036,167**				**0**
Specified area rates	**Rate in $ (cents)**										
Sewerage - GRV	0.043076		3,103,204	133,674	0	0	133,674	0	0	0	0
Total specified area rates			**3,103,204**	**133,674**	**0**	**0**	**133,674**	**0**	**0**	**0**	**0**
Total							**4,169,841**				**0**

KEY INFORMATION
Rates, grants, donations and other contributions are recognised as revenues when the local government obtains control over the assets comprising the contributions. Control over assets acquired from rates is obtained at the commencement of the rating period or, where earlier, upon receipt of the rates.

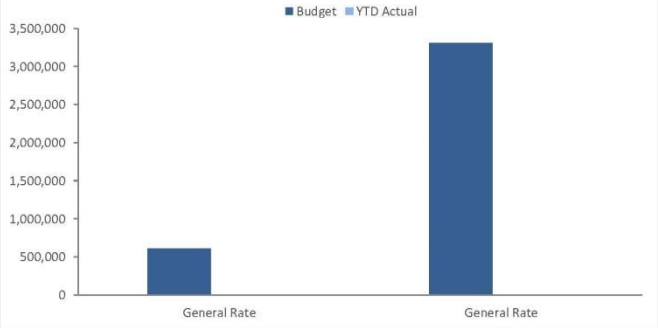

General Rates		
Budget	**YTD Actual**	**%**
$3.97 M	**$. M**	**0**

NOTES TO THE STATEMENT OF FINANCIAL ACTIVITY
FOR THE PERIOD ENDED 31 JULY 2019

OPERATING ACTIVITIES
NOTE 7
DISPOSAL OF ASSETS

		Budget				YTD Actual			
Asset Ref.	Asset description	Net Book Value	Proceeds	Profit	(Loss)	Net Book Value	Proceeds	Profit	(Loss)
		$	$	$	$	$	$	$	$
	Plant and equipment								
	Governance								
	CEO - Prado (LG001) (A#1448)	55,383	45,000	0	(10,383)	0	0	0	0
	Transport								
	Parks & Gardens Ute (LG1767) (A#1355)	9,802	10,000	198	0	0	0	0	0
	MIS Ford Ranger (LG002) (A#127)	31,829	10,000	0	(21,829)	0	0	0	0
	P&G Hino T/Truck (LG029) (A#1230)	20,447	10,000	0	(10,447)	0	0	0	0
	Volvo Loader L90F (LG126) (A#1232)	82,800	35,000	0	(47,800)	0	0	0	0
		200,261	**110,000**	**198**	**(90,459)**	**0**	**0**	**0**	**0**

KEY INFORMATION

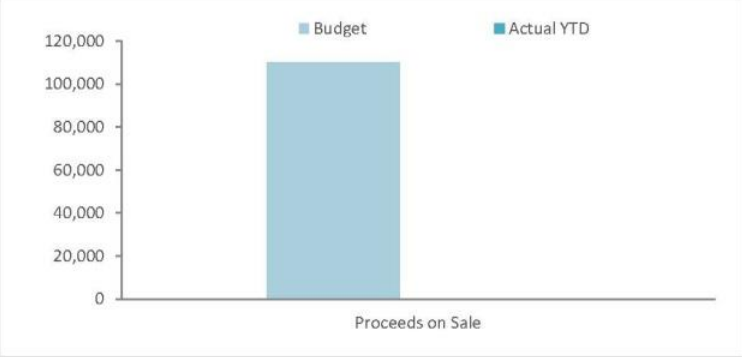

Proceeds on sale		
Annual Budget	**YTD Actual**	**%**
$110,000	**$0**	**0%**

NOTES TO THE STATEMENT OF FINANCIAL ACTIVITY
FOR THE PERIOD ENDED 31 JULY 2019

INVESTING ACTIVITIES
NOTE 8
CAPITAL ACQUISITIONS

Capital acquisitions	Adopted Budget	YTD Budget	YTD Actual	YTD Actual Variance
	$	$	$	$
Buildings	1,487,276	123,913	3,942	(119,971)
Furniture & Equipment	125,019	10,417	0	(10,417)
Plant & Equipment	492,000	40,998	0	(40,998)
Infrastructure - Roads	2,854,656	237,860	68,066	(169,794)
Parks, Gardens, Recreation Facilities	1,030,100	85,838	1,120	(84,718)
Urban Infrastructure	357,971	29,830	0	(29,830)
Capital Expenditure Totals	**6,347,022**	**528,856**	**73,128**	**(455,728)**
Capital Acquisitions Funded By:				
	$	$	$	$
Capital grants and contributions	1,286,068	107,171	0	(107,171)
Borrowings	1,100,000	0	0	0
Other (disposals & C/Fwd)	110,000	0	0	0
Cash backed reserves				
Housing reserve	430,000	0	0	0
Lake Grace TV Service reserve	2,672	0	0	0
Newdegate TV reserve	2,363	0	0	0
Lake Grace Sport & Rec SARS reserve	124,579	0	0	0
Lake King Sport & Rec SARS reserve	32,721	0	0	0
Varley Sport & Rec SARS reserve	30,688	0	0	0
Newdegate Sports Dam reserve	26,907	0	0	0
Newdegate Centuary reserve	5,000	0	0	0
Contribution - operations	3,196,024	421,685	73,128	(348,557)
Capital funding total	**6,347,022**	**528,856**	**73,128**	**(455,728)**

SIGNIFICANT ACCOUNTING POLICIES

All assets are initially recognised at cost. Cost is determined as the fair value of the assets given as consideration plus costs incidental to the acquisition. For assets acquired at no cost or for nominal consideration, cost is determined as fair value at the date of acquisition. The cost of non-current assets constructed by the local government includes the cost of all materials used in the construction, direct labour on the project and an appropriate proportion of variable and fixed overhead. Certain asset classes may be revalued on a regular basis such that the carrying values are not materially different from fair value. Assets carried at fair value are to be revalued with sufficient regularity to ensure the carrying amount does not differ materially from that determined using fair value at reporting date.

KEY INFORMATION

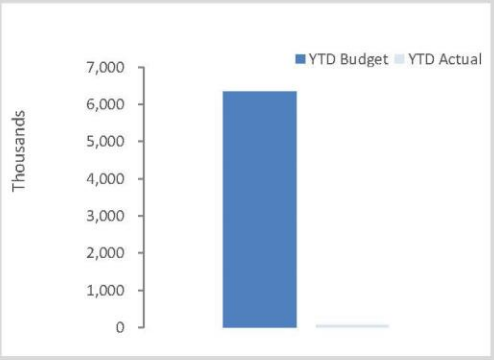

Acquisitions	Annual Budget	YTD Actual	% Spent
	$6.35 M	$.07 M	1%

Capital Grant	Annual Budget	YTD Actual	% Received
	$1.29 M	$. M	0%

NOTES TO THE STATEMENT OF FINANCIAL ACTIVITY
FOR THE PERIOD ENDED 31 JULY 2019

INVESTING ACTIVITIES
NOTE 8
CAPITAL ACQUISITIONS (CONTINUED)

Capital expenditure total
Level of completion indicators

0%
20%
40%
60%
80%
100%
Over 100%

Percentage Year to Date Actual to Annual Budget expenditure where the expenditure over budget highlighted in red.

Level of completion indicator, please see table at the end of this note for further detail.

	Account Description	Adopted Current Budget	Year to Date Budget	Year to Date Actual	Variance (Under)/Over
Capital Expenditure					
Buildings					
E077503	Medical Centres Cap Exp	30000	2500	278	(2,222)
E091960	Staff Housing Non-Specialised.	71626	5964	0	(5,964)
E091970	Staff Housing Specialised	38739	3224	3663	439
E092006	Other Housing Cap Exp	7218	600	0	(600)
E092120	Lake Grace Independent Living Units Cap Exp	0	0	0	0
E111007	Public Halls Cap Exp	76762	6392	0	(6,392)
E112525	Swimming Pools Cap Exp	120000	10000	0	(10,000)
E113152	Sports Pavilions Cap Exp	73938	6158	0	(6,158)
E117042	Heritage Buildings - Capital Works	21470	1785	0	(1,785)
E121502	Lake Grace Depot - Cap Exp	15300	1275	0	(1,275)
E132500	Shire Visitor Centre Improvements Cap Exp	12223	1016	0	(1,016)
E091910	Construct CEO Residence Cap Exp	450000	37500	0	(37,500)
E091911	Construct Staff Housing - Frank Street, Lake Grace Cap Exp	550000	45833	0	(45,833)
E117041	Museums - Capital Works	20000	1666	0	(1,666)
Buildings Total		**1487276**	**123913**	**3942**	**(119,971)**
Infrastructure - Roads					
E121200	Roadworks - Capital Renewal Cap Exp	1965910	163804	68066	(95,738)
E121300	Roadworks - Capital Upgrade Cap Exp	733746	61140	0	(61,140)
E121314	Town Street Cap Exp	155000	12916	0	(12,916)
Infrastructure - Roads Total		**2854656**	**237860**	**68066**	**(169,794)**
Plant & Equipment					
E123059	Road Plant Purchases Cap Exp	430000	35832	0	(35,832)
E042550	Purchase Admin Vehicles Cap Exp	62000	5166	0	(5,166)
Plant & Equipment Total		**492000**	**40998**	**0**	**(40,998)**
Furniture & Equipment					
E042540	Purchase Office Furniture & Fittings Cap Exp	50000	4166	0	(4,166)
E042541	Upgrade Council Chambers Furniture Cap Exp	7000	583	0	(583)
E042545	Upgrade Computer Software Cap Exp	60000	5000	0	(5,000)
E113151	Furniture & Equipment NGT Rec Cap Exp	8019	668	0	(668)
Furniture & Equipment Total		**125019**	**10417**	**0**	**(10,417)**
Parks, Gardens, Recreation Facilities					
E113175	Infrastructure Other - Other Rec & Sport Cap Exp	310100	25839	1120	(24,719)
E113183	Sports Oval Dam Upgrade Cap Exp	90000	7499	0	(7,499)
E137350	Lake Grace Industrial Land Cap Exp	630000	52500	0	(52,500)
Parks, Gardens, Recreation Facilities Total		**1030100**	**85838**	**1120**	**(84,718)**
Urban Infrastructure					
E121312	Footpaths - Urban Infr Capital Exp	323168	26930	0	(26,930)
E104501	Urban Stormwater Drainage Renewal Cap Exp	34803	2900	0	(2,900)
Urban Infrastructure Total		**357971**	**29830**	**0**	**(29,830)**
Grand Total		**6347022**	**528856**	**73127**	**(455,729)**

NOTES TO THE STATEMENT OF FINANCIAL ACTIVITY
FOR THE PERIOD ENDED 31 JULY 2019

FINANCING ACTIVITIES
NOTE 9
BORROWINGS

Repayments - borrowings

Information on borrowings		New Loans		Principal Repayments		Principal Outstanding		Interest Repayments	
Particulars	1 July 2019	Actual	Budget	Actual	Budget	Actual	Budget	Actual	Budget
	$	$	$	$	$	$	$	$	$
Governance									
L 181 - Office Redevelopment	267,415	0	0	0	15,978	267,415	251,437	0	17,039
Health									
L 190 - NGT Medical Centre	41,424	0	0	13,427	41,424	27,997	0	0	2,599
Housing									
Loan - Housing	0	0	500,000	0	0	0	500,000	0	0
Recreation and culture									
L173 - Lake Grace Pool	59,795	0	0	0	13,705	59,795	46,090	0	3,550
L182 - LG Sports Precinct	153,727	0	0	0	15,294	153,727	138,433	0	10,536
L192 - LG Bowling Club	16,113	0	0	5,210	16,113	10,903	0	57	1,095
L193 - NGT Bowling Club	16,490	0	0	2,589	5,240	13,901	11,250	0	829
L198 - LG Precinct	111,032	0	0	0	20,283	111,032	90,749	0	5,490
L202 - LK Winter Sports	27,920	0	0	0	9,096	27,920	18,824	0	763
Transport									
L196 - Roadworks & Plant	198,350	0	0	0	46,816	198,350	151,534	0	8,465
Economic services									
L198 - LG Residential	141,035	0	0	4,335	13,403	136,700	127,632	0	13,309
Loan - Industrial Land	0	0	600,000	0	0	0	600,000	0	0
Other property and services									
L191 - Staff Housing	19,190	0	0	6,205	19,190	12,985	0	0	1,304
	1,052,491	0	1,100,000	31,766	216,542	1,020,725	1,935,949	57	64,979
Self supporting loans									
Recreation and culture									
L188 - LG Sportsman's	16,113	0	0	5,210	16,113	10,903	0	0	1,095
Economic services									
L201 - LG Development	11,818	0	0	0	11,818	11,818	0	0	213
	27,931	0	0	5,210	27,931	22,721	0	0	1,308
Total	1,080,422	0	1,100,000	36,976	244,473	1,043,446	1,935,949	57	66,287
Current borrowings	244,473					207,497			
Non-current borrowings	835,949					835,949			
	1,080,422					1,043,446			

NOTES TO THE STATEMENT OF FINANCIAL ACTIVITY
FOR THE PERIOD ENDED 31 JULY 2019

FINANCING ACTIVITIES
NOTE 9
BORROWINGS

All debenture repayments were financed by general purpose revenue.

Self supporting loans are financed by repayments from third parties.

KEY INFORMATION
All loans and borrowings are initially recognised at the fair value of the consideration received less directly attributable transaction costs. After initial recognition, interest-bearing loans and borrowings are subsequently measured at amortised cost using the effective interest method. Fees paid on the establishment of loan facilities that are yield related are included as part of the carrying amount of the loans and borrowings.

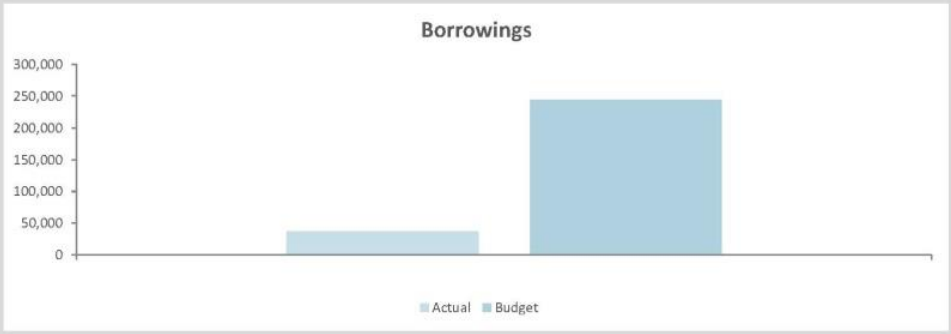

Principal repayments
$36,976

Interest earned	Interest expense
$10,641	$57

Reserves balance	Loans due
$3.93 M	$1.04 M

NOTES TO THE STATEMENT OF FINANCIAL ACTIVITY
FOR THE PERIOD ENDED 31 JULY 2019

OPERATING ACTIVITIES
NOTE 10
CASH RESERVES

Cash backed reserve

Reserve name	Opening Balance	Budget Interest Earned	Actual Interest Earned	Budget Transfers In (+)	Actual Transfers In (+)	Budget Transfers Out (-)	Actual Transfers Out (-)	Budget Closing Balance	Actual YTD Closing Balance
	$	$	$	$	$	$	$	$	$
Long service leave reserve	168,186	0	0	2,863	0	0	0	171,049	168,186
Emergency Services reserve	26,464	0	0	349	0	0	0	26,813	26,464
Housing reserve	420,701	0	0	10,726	0	(430,000)	0	1,427	420,701
Swimming Pool reserve	54,814	0	0	52,275	0	0	0	107,089	54,814
Land Development reserve	119,735	0	0	1,577	0	0	0	121,312	119,735
Plant reserve	924,020	0	0	17,114	0	0	0	941,134	924,020
Recreation reserve	741	0	0	200,243	0	0	0	200,984	741
Works & Services reserve	337,571	0	0	56,971	0	0	0	394,542	337,571
Newdegate Hall reserve	122,048	0	0	1,608	0	0	0	123,656	122,048
Lake Grace TV Service reserve	36,799	0	0	455	0	(2,672)	0	34,582	36,799
Newdegate TV reserve	4,503	0	0	29	0	(2,363)	0	2,169	4,503
Varley Sullage reserve	1,624	0	0	21	0	0	0	1,645	1,624
Lake Grace Sport & Rec SARS reserve	0	0	0	0	0	(124,579)	0	(124,579)	0
Lake King Sport & Rec SARS reserve	0	0	0	0	0	(32,721)	0	(32,721)	0
Varley Sport & Rec SARS reserve	0	0	0	0	0	(30,688)	0	(30,688)	0
Lake Grace Sewerage reserve	984,463	0	0	14,502	0	0	0	998,965	984,463
Newdegate Sports Dam reserve	26,077	0	0	343	0	(26,907)	0	(487)	26,077
Newdegate Stadium Floor reserve	23,528	0	0	310	0	0	0	23,838	23,528
Community Water Supplies reserve	11,677	0	0	154	0	0	0	11,831	11,677
Newdegate Ground Keeping reserve	10,357	0	0	201	0	0	0	10,558	10,357
Office Furniture & Equipment reserve	12,973	0	0	171	0	0	0	13,144	12,973
Newdegate Centuary reserve	31,288	0	0	477	0	(5,000)	0	26,765	31,288
History Book reserve	5,326	0	0	5,070	0	0	0	10,396	5,326
Essential Medical reserve	606,179	0	0	9,541	0	0	0	615,720	606,179
	3,929,074	**0**	**0**	**375,000**	**0**	**(654,930)**	**0**	**3,649,144**	**3,929,074**

NOTES TO THE STATEMENT OF FINANCIAL ACTIVITY
FOR THE PERIOD ENDED 31 JULY 2019

OPERATING ACTIVITIES
NOTE 10
CASH RESERVES

KEY INFORMATION

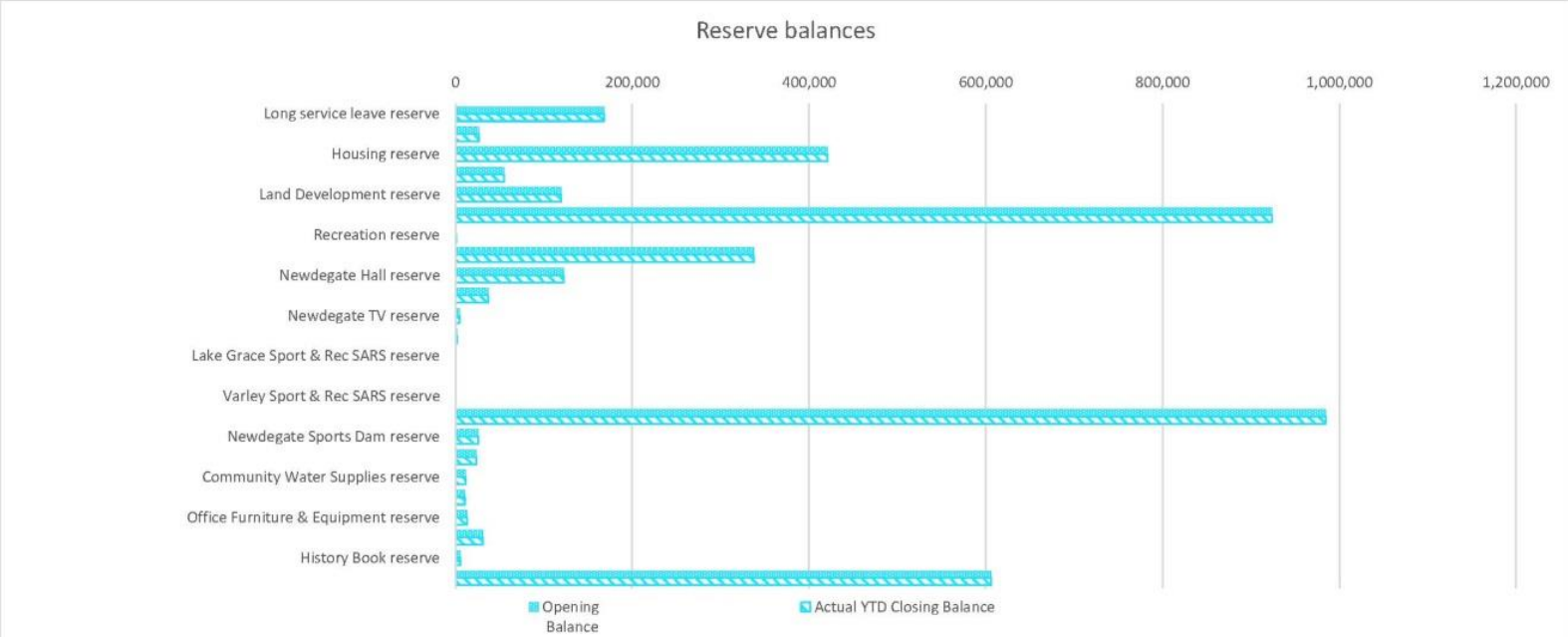

NOTES TO THE STATEMENT OF FINANCIAL ACTIVITY
FOR THE PERIOD ENDED 31 JULY 2019

OPERATING ACTIVITIES
NOTE 11
OTHER CURRENT LIABILITIES

Other current liabilities	Note	Opening Balance 1 July 2019	Liability Increase	Liability Reduction	Closing Balance 31 July 2019
		$	$	$	$
Provisions					
Annual leave		154,310		(4,848)	149,462
Long service leave		174,962		0	174,962
Total Provisions					324,424
Total other current assets					**324,424**
Amounts shown above include GST (where applicable)					

KEY INFORMATION

Provisions

Provisions are recognised when the Shire has a present legal or constructive obligation, as a result of past events, for which it is probable that an outflow of economic benefits will result and that outflow can be reliably measured.

Provisions are measured using the best estimate of the amounts required to settle the obligation at the end of the reporting period.

Employee benefits

Short-term employee benefits

Provision is made for the Shire's obligations for short-term employee benefits. Short-term employee benefits are benefits (other than termination benefits) that are expected to be settled wholly before 12 months after the end of the annual reporting period in which the employees render the related service, including wages, salaries and sick leave. Short-term employee benefits are measured at the (undiscounted) amounts expected to be paid when the obligation is settled.

The Shire's obligations for short-term employee benefits such as wages, salaries and sick leave are recognised as a part of current trade and other payables in the calculation of net current assets.

Other long-term employee benefits

The Shire's obligations for employees' annual leave and long service leave entitlements are recognised as provisions in the statement of financial position.

Long-term employee benefits are measured at the present value of the expected future payments to be made to employees. Expected future payments incorporate anticipated future wage and salary levels, durations of service and employee departures and are discounted at rates determined by reference to market yields at the end of the reporting period on government bonds that have maturity dates that approximate the terms of the obligations. Any remeasurements for changes in assumptions of obligations for other long-term employee benefits are recognised in profit or loss in the periods in which the changes occur. The Shire's obligations for long-term employee benefits are presented as non-current provisions in its statement of financial position, except where the Shire does not have an unconditional right to defer settlement for at least 12 months after the end of the reporting period, in which case the obligations are presented as current provisions.

NOTES TO THE STATEMENT OF FINANCIAL ACTIVITY
FOR THE PERIOD ENDED 31 JULY 2019

NOTE 12(a)
OPERATING GRANTS AND CONTRIBUTIONS

Provider	Unspent operating grant, subsidies and contributions liability					nspent operating grants, subsidies and contributions reveni		
	Liability 1-Jul	Increase in Liability	Liability Reduction (As revenue)	Liability 30-Jun	Current Liability 30-Jun	Adopted Budget Revenue	YTD Budget	YTD Revenue Actual
	$	$	$	$	$	$	$	$
Operating grants and subsidies								
General purpose funding								
Grants Commission - General	0	0	0	0	0	728,975	0	0
Grants Commission - Road Funds	0	0	0	0	0	598,087	0	0
ESL Administration Fee	0	0	0	0	0	4,000	333	0
Law, order, public safety								
Grant - DFES LGGS Operating	0	0	0	0	0	51,121	4,260	0
Education and welfare								
Grant - Seniors Activities	0	0	0	0	0	1,000	83	0
Grant - Youth Activities	0	0	0	0	0	1,000	83	0
Recreation and culture								
Lake King Pavilion / Oval - Hire Fees	0	0		0		500	41	0
Transport								
Direct Grant - MRWA	0	0	0	0	0	313,483	26,123	0
Economic services								
Grant - Tourism & Services Promotion	0	0	0	0	0	36,000	3,000	0
Other property and services								
Fuel Tax Rebates	0	0	0	0	0	0	0	1,475
	0	**0**	**0**	**0**	**0**	**1,734,166**	**33,923**	**1,475**
Operating contributions								
Recreation and culture								
Contributions	0	0	0	0	0	4,000	333	0
Transport								
Contributions - Street Lighting	0	0	0	0	0	8,000	666	0
	0	**0**	**0**	**0**	**0**	**12,000**	**999**	**0**
TOTALS	**0**	**0**	**0**	**0**	**0**	**1,746,166**	**34,922**	**1,475**

Please refer to the compilation report

NOTES TO THE STATEMENT OF FINANCIAL ACTIVITY
FOR THE PERIOD ENDED 31 JULY 2019

NOTE 12(b)
NON-OPERATING GRANTS AND CONTRIBUTIONS

	Unspent non operating grants, subsidies and contributions liability					Non operating grants, subsidies and contributions revenue		
Provider	Liability 1-Jul	Increase in Liability	Liability Reduction (As revenue)	Liability 30-Jun	Current Liability 30-Jun	Adopted Budget Revenue	YTD Budget	YTD Revenue Actual (b)
	$	$	$	$	$	$	$	$
Non-operating grants and subsidies								
Recreation and culture								
Grants & Contributions - NGT Rec Centre	0	0	0	0	0	30,000	2,500	0
Grants & Contributions - Lake King	0	0	0	0	0	87,715	7,309	0
Transport								
Grant - Roads To Recovery	0	0	0	0	0	823,753	68,646	0
Grant - Regional Road Group	0	0	0	0	0	344,500	28,708	0
	0	**0**	**0**	**0**	**0**	**1,285,968**	**107,163**	**0**
Non-operating contributions								
Recreation and culture								
Contributions - Other Culture	0	0	0	0	0	100	8	0
	0	**0**	**0**	**0**	**0**	**100**	**8**	**0**
TOTALS	**0**	**0**	**0**	**0**	**0**	**1,286,068**	**107,171**	**0**

NOTES TO THE STATEMENT OF FINANCIAL ACTIVITY
FOR THE PERIOD ENDED 31 JULY 2019

NOTE 13
TRUST FUND

Funds held at balance date over which the Shire has no control and which are not included in this statement are as follows:

Description	Opening Balance 1 July 2019	Amount Received	Amount Paid	Closing Balance 31 Jul 2019
	$	$	$	$
Hall deposits	4,925	0	(665)	**4,260**
Housing Bonds	5,742	0	(3,210)	**2,532**
Standpipe bonds	7,829	51	0	**7,880**
Cat traps	50	0	0	**50**
Swimming Pool Key Bond	230	0	0	**230**
Key Bonds	125	0	0	**125**
Miscellaneous deposits	1,327	0	0	**1,327**
	20,228	**51**	**(3,875)**	**16,404**

The trust bank balance is $17,404, a difference of $1,000 which has been included in creditors for July month end.

NOTES TO THE STATEMENT OF FINANCIAL ACTIVITY
FOR THE PERIOD ENDED 31 JULY 2019

NOTE 14
EXPLANATION OF MATERIAL VARIANCES

The material variance thresholds are adopted annually by Council as an indicator of whether the actual expenditure or revenue varies from the year to date Actual materially.
The material variance adopted by Council for the 2019-20 year is $10,000 or 10.00% whichever is the greater.

Reporting Program	Var. $	Var. %		Timing/ Permanent	Explanation of Variance
	$	%			
Revenue from operating activities					
General purpose funding - rates	(11,222)	(100.00%)	▼	Timing	Rates yet to be leveied
Law, order and public safety	(12,451)	(97.95%)	▼	Timing	LGGS Funding yet to be received, CESM Funding yet to be claimed
Community amenities	(12,384)	(87.06%)	▼	Timing	Sewerage Rates yet to be levied
Transport	(27,166)	(93.91%)	▼	Timing	Roads to Recovery and Main Roads Grant funding yet to be received
Expenditure from operating activities					
Health	18,670	59.63%	▲		EHO expenses yet to be billed, no mosquito control undertaken to date, Receptionist Support payment not due
Housing	15,031	87.18%	▲		Building Mtc Lower than expected, Depreciation not run
Community amenities	30,506	36.75%	▲		Depreciation not run, Sewerage Mtc & Admin Allocated lower than expected
Recreation and culture	117,669	55.95%	▲		Depreciation not run, Building Mtc & Admin Allocated lower than expected
Transport	151,738	43.34%	▲		Depreciation not run, Admin Allocated lower than expected
Economic services	36,244	53.74%	▲		Depreciation not run, Admin Allocated lower than expected, Astro Tourism project yet to Commence
Other property and services	(95,118)	(1199.17%)	▼		Public Works Overheads & Plant OP Costs to be reallocated
Investing activities					
Non-operating grants, subsidies and contributions	(107,171)	(100.00%)	▼	Timing	Road funding yet to be claimed
Capital acquisitions	455,728	86.17%	▲	Timing	Projects yet to commence as budget only just adopted

MOORE STEPHENS

Ms Denise Gobbart
Chief Executive Officer
Shire of Lake Grace
PO Box 50
LAKE GRACE WA 6353

Level 15 Exchange Tower
2 The Esplanade
Perth, WA 6000

PO Box 5785
St Georges Terrace, WA 6831

T +61 (0)8 9225 5355

www.moorestephens.com.au

Dear Denise

COMPILATION REPORT TO THE SHIRE OF LAKE GRACE

We have compiled the accompanying Local Government special purpose financial statements of the Shire of Lake Grace, which comprise the Statement of Financial Activity (by Statutory Reporting Program), a summary of significant accounting policies and other explanatory notes for the period ending 31 July 2019. The financial statements have been compiled to meet compliance with the *Local Government Act 1995* and associated Regulations.

THE RESPONSIBILITY OF THE SHIRE OF LAKE GRACE

The Shire of Lake Grace are solely responsible for the information contained in the special purpose financial statements and are responsible for the maintenance of an appropriate accounting system in accordance with the relevant legislation.

OUR RESPONSIBILITY

On the basis of information provided by the Shire of Lake Grace we have compiled the accompanying special purpose financial statements in accordance with the requirements of the *Local Government Act 1995*, associated Regulations and APES 315 *Compilation of Financial Information*.

Our procedures use accounting expertise to collect, classify and summarise the financial information, which the Shire of Lake Grace provided, in compiling the financial statements. Our procedures do not include verification or validation procedures. No audit or review has been performed and accordingly no assurance is expressed.

The Local Government special purpose financial statements were compiled exclusively for the benefit of the Shire of Lake Grace. We do not accept responsibility to any other person for the contents of the special purpose financial statements.

Moore Stephens (WA) Pty Ltd

Moore Stephens (WA) Pty Ltd
Chartered Accountants

RUSSELL BARNES
DIRECTOR

5 September 2019

Liability limited by a scheme approved under Professional Standards Legislation. Moore Stephens WA Pty Ltd trading as agent - ABN 99 433 544 961. An independent member of Moore Stephens International Limited - members in principal cities throughout the world. The Perth Moore Stephens firm is not a partner or agent of any other Moore Stephens firm.

Bank Statement

Summary:
G/L Account (as at Month End)
1A0011010 Municipal Bank Account MUN

Opening Balance	3,218,787.35
Deposits	$562,984.28
Payments	-410,002.20
Fees	-44,106.01
Adjustments	-109,793.90
Closing Balance	**3,217,869.52**

The Bank Statement balances to the General Ledger

Statement No 9
Statement Date 31/08/2019

Opening Balance	3,214,411.73
Reconciled Items	
Deposits	564,771.18
Payments	-410,243.18
Fees	-44,106.01
Adjustments	-109,593.90
Closing Balance	3,215,239.82
Unreconciled Items	
Deposits	2,629.70
Payments	0.00
Fees	0.00
Adjustments	0.00
Unreconciled Closing Balance	2,629.70
Total - To agree with GL	**3,217,869.52**

Municipal Account - Reconciliation to 31/08/2019

Fees:	
Dept of Transport	$45,469.50
Bank Fees	$1,262.49
LESS: Interest Received	-$2,625.98
	$44,106.01
Adjustments	
Payroll	$109,593.90
Payroll Rend Deduction	$200.00
	$109,793.90
Outstanding Deposits	
Cash/Chq 30/08/2019	$2,629.70
	$2,629.70

ENTERED
By Victoria Gracheva - FO at 6:35 pm, Sep 06, 2019

APPROVED
By Denise Gobbart - CEO at 9:39 am, Sep 11, 2019

Shire of Lake Grace

Reserve No	Reserve Account Name	Balance
11	Emergency Services Reserve Bank	$27,006.49
12	Housing Reserve Bank	$831,028.42
13	Swimming Pool (Lake Grace) Reserve Bank	$176,151.80
14	Land Development Reserve Bank	$122,189.83
15	Leave Reserve Bank	$221,846.56
16	Plant Replacement Reserve Bank	$1,325,948.28
17	Recreation Reserve Bank	$18,833.00
18	Works & Services Reserve Bank	$540,067.26
19	Newdegate Hall Reserve Bank	$124,549.79
20	Lake Grace TV Reserve Bank	$35,255.84
21	Newdegate TV Reserve Bank	$2,338.04
23	Varley Sullage Reserve Bank	$1,656.79
24	Lake Grace Sport & Rec SARS Reserve	$124,801.37
29	Lake King Sport & Rec SARS Reserve	$32,779.41
30	Varley Sport & Rec SARS Reserve	$30,742.78
31	Lake Grace Sewerage Scheme Reserve Bank	$1,123,618.05
35	Newdegate Sports Dam Reserve Bank	$26,611.79
36	Newdegate Stadium Floor Reserve Bank	$24,010.66
37	Community Water Supply Reserve Bank	$11,916.53
39	Newdegate Ground Keeping SARS Reserve Bank	$15,590.26
40	Office Furniture & Equipment Reserve Bank	$13,239.32
41	Newdegate 100 Year Centenary Reserve Bank	$36,951.20
42	History Book Reserve Bank	$5,435.19
43	Essential Medical Services Reserve Bank	$739,192.01
		$5,611,760.66

PROCESS DATE: 31 August 2019

ENTERED

By Victoria Gracheva - FO at 5:20 pm, Sep 03, 2019

APPROVED

By Denise Gobbart - CEO at 9:35 am, Sep 11, 2019

	Bank Balance
Term Deposit Reserve Acc	$5,611,760.66
	$5,611,760.66
Variance	$0.00

Reserves Fund Statement

Bank Statement

Summary:

G/L Account (as at Month End)
1A0013050 Trust Fund Cash At Bank MUN

Opening Balance	17,403.57
Deposits	$51.00
Payments	-1,000.00
Fees	0.00
Adjustments	0.00
Closing Balance	**16,454.57**

The Bank Statement balances to the General Ledger

ENTERED
By Victoria Gracheva - FO at 4:06 pm, Sep 03, 2019

APPROVED
By Denise Gobbart - CEO at 9:29 am, Sep 11, 2019

Statement No 9
Statement Date 31/08/2019

Opening Balance	21,348.57
Reconciled Items	
Deposits	51.00
Payments	-1,730.00
Fees	0.00
Adjustments	0.00
Closing Balance	19,669.57
Unreconciled Items	
Deposits	0.00
Payments	-3,215.00
Fees	0.00
Adjustments	0.00
Unreconciled Closing Balance	-3,215.00
Total - To agree with GL	**16,454.57**

14.6 COMMUNITY SERVICES

14.6.1 BUDGET AMENDMENT – VARLEY TENNIS COURT RESURFACING

Applicant: Internal Report
File No. 0408
Attachments: Nil
Author: Denise Gobbart
Chief Executive Officer
Disclosure of Interest: Nil
Date of Report: 11 September 2019
Senior Officer: Denise Gobbart



Chief Executive Officer

Summary
For Council to authorise expenditure of $146,000 plus GST being the total project cost for resurfacing the Varley Tennis Courts.

Background
The Holt Rock Tennis Club have been successful in applying for funding to resurface the Varley tennis courts. With the adoption of the 2019/20 Budget the allocation was provided only for the shire's contribution.

Having attended the Varley Progress Association meeting on Tuesday 10 September 2019, it was drawn to my attention that the project was proceeding the week commencing Monday 16 September and they were seeking confirmation that the shire would administer the project.

Given the tennis courts become an asset of Council the project costs should be run through our accounts. West Coast Synthetic Surfaces have already been engaged to undertake the works by the Holt Rock Tennis Club. It is acknowledged that we will not now be able to meet the guidelines of our Purchasing Policy with this project.

Comment
The Holt Rock Tennis Club have been successful in gaining grant funding, including $27,500 from the Kulin Shire and $20,000 from the Varley Progress Association and are also contributing $25,000.

Amending the budget to include the total project cost and offset revenue will have no impact on the current surplus position adopted.

Legal Implications
Local Government Act 1995
6.8. Expenditure from municipal fund not included in annual budget
(1) A local government is not to incur expenditure from its municipal fund for an additional purpose except where the expenditure —
  (a) is incurred in a financial year before the adoption of the annual budget by the local government; or
  (b) is authorised in advance by resolution*; or
  (c) is authorised in advance by the mayor or president in an emergency.
  * *Absolute majority required.*

(1a) In subsection (1) —
additional purpose means a purpose for which no expenditure estimate is included in the local government's annual budget.

(2) Where expenditure has been incurred by a local government —
(a) pursuant to subsection (1)(a), it is to be included in the annual budget for that financial year; and
(b) pursuant to subsection (1)(c), it is to be reported to the next ordinary meeting of the council.

Policy Implications
3.7 Purchasing Policy

Consultation
External: Mr Graeme Atkins

Financial Implications
The net cost to the shire will remain at $27,500 as per the adopted budget. Expenditure to increase in Job 113028 by $118,500 to be offset be revenue in Account 1I1134520.165

Strategic Implications
Shire of Lake Grace Strategic Community Plan 2017 - 2027
Social – A valued, healthy and inclusive community and life-style
Outcome 2.1 An engaged, supportive and inclusive community
- 2.1.1 Community services and infrastructure meeting the needs of the district

Outcome 2.2 A healthy and safe community
- 2.2.1 Maintain and enhance sport and recreation facilities

Voting Requirements
Absolute Majority of Council

Recommendation/Resolution

RESOLUTION 13109

Moved Cr Chappell
Seconded Cr Stanton

That Council;
1. authorise expenditure up to $146,000 plus GST for the resurfacing of the Varley Tennis Courts allocated to Job 113028; and
2. authorise revenue of $118,500 be allocated to account 1I1134520.165 to offset the additional expenditure.

CARRIED BY ABSOLUTE MAJORITY 8/0

15.0 QUESTIONS OF WHICH DUE NOTICE HAS BEEN GIVEN

Nil

16.0 INFORMATION BULLETIN

16.1 INFORMATION BULLETIN – SEPTEMEBER 2019

Applicant: Internal Report
File No. N/A
Attachments: Information Bulletin (under separate cover)
Author: Miss Cheryl Cavanagh
Executive Assistant

Disclosure of Interest: Nil
Date of Report: 01 September 2019
Senior Officer: Ms Denise Gobbart
Chief Executive Officer

Summary
The purpose of the Information Bulletin is to keep Elected Members informed on matters of interest and importance to Council.

Background
The Information Bulletin Reports deal with monthly standing items and other information of a strategic nature relevant to Council.

Note: The Information Bulletin is an internal management document; therefore attachments are not for public information.
Copies of other relevant Councillor information are distributed via email.

Comment
This month's (September 2019) Information Bulletin Report has been emailed to Councillors.

The September 2019 Information Bulletin attachment includes:

Reports

1. Council Status Report – September 2019
2. Infrastructure Services Report – August 2019
3. Monthly Schedules – July 2019

Circulars, Media Releases & Newsletters

4. Media Release – Keep 'Local' in Mind with Planning Reforms – 13 August 2019
5. Infopage – Seeking Nominations – Local Government Working Groups – Planning Reform – 14 August 2019
6. InfoPage – Select Committee on the Effectiveness of the Australian Government's Northern Australia Agenda – 16 August 2019
7. Media Release – Zero Emissions Target a Supported Goal – 30 August 2019

Agenda &Minutes

8. WALGA Annual General Meeting – 7 August 2019

Legal Implications
Nil

Policy Implications
Nil

Consultation
Nil

Financial Implications
Nil

Strategic Implications
Shire of Lake Grace Strategic Community Plan 2017 – 2027
Leadership Objective – Strong governance and leadership, demonstrating fair and equitable community values.
Outcome 4.1 A strategically focused, unified Council functioning efficiently

- 4.1.1 Provide informed leadership on behalf of the community
- 4.1.2 Promote and advocate for the community and district
- 4.1.3 Provide strategic leadership and governance

Outcome 4.2 An efficient and effective organisation

- 4.2.1 Maintain accountability and financial responsibility through effective planning
- 4.2.2 Comply with statutory and legislative requirements

Voting Requirements
Simple majority required.

Recommendation/Resolution

RESOLUTION 13110

Moved Cr Stoffberg
Seconded Cr Clarke

That Council accepts the Information Bulletin report.

CARRIED 8/0

17.0 CONFIDENTIAL ITEMS – AS PER LOCAL GOVERNMENT ACT S5.23 (2)

Recommendation/Resolution

RESOLUTION 13111

Moved Cr Chappell
Seconded Cr Stanton

That Council meet behind closed doors at 2.39 pm to consider items:

- 17.1.1 Supply of Capital Roadworks – Request for Quotations, Multiple

CARRIED 8/0

These items and any attachments are confidential in accordance with Section 5.23(2)(c) of the Local Government Act 1995 as they contain 'a contract entered into, or which may be entered into, by the local government and which relates to a matter to be discussed at meetings.

17.1 INFRASTRUCTURE SERVICES

17.1.1 SUPPLY OF CAPITAL ROADWORKS – REQUEST FOR QUOTATIONS, MULTIPLE

Recommendation/Resolution

RESOLUTION 13112

Moved Cr Clarke
Seconded Cr Hunt

That Council,

1. authorise the Chief Executive Officer to use the Western Australia Local Government Association's Preferred Supplier panel for the supply of construction roadworks services;
2. endorse the selection criteria for Roadworks – Road Construction as
   - Cost 60%
   - Relevant Experience 25%
   - Organisational Capacity & Resources 10%
   - Demonstrated Understanding 5%
3. authorise the Chief Executive Officer to award individual contracts for the supply of construction roadworks services.

CARRIED 8/0

Recommendation/Resolution

RESOLUTION 13113

Moved Cr Chappell
Seconded Cr Lloyd

That Council move out from behind closed doors at 2.44 pm

CARRIED 8/0

Having opened the meeting to the public at 2.44pm, no members of the public or staff returned to the chambers.

18.0 DATE OF NEXT MEETING

18.1 OCTOBER 2019 ORDINARY MEETING

The next Ordinary Meeting of Council is scheduled to take place on Wednesday 16 October 2019, commencing at 1.30 pm at the Council Chambers, 1 Bishop Street, Lake Grace.

19.0 CLOSURE

There being no further business, the Shire President closed the meeting at 2.45 pm.

20.0 CERTIFICATION

I, Jeanette Frances De Landgrafft, certify that the minutes of the meeting held on the 18 September 2019 as shown were confirmed as a true record at the meeting held on the 16 October 2019.

_____ _____

Shire President Date